


Contents

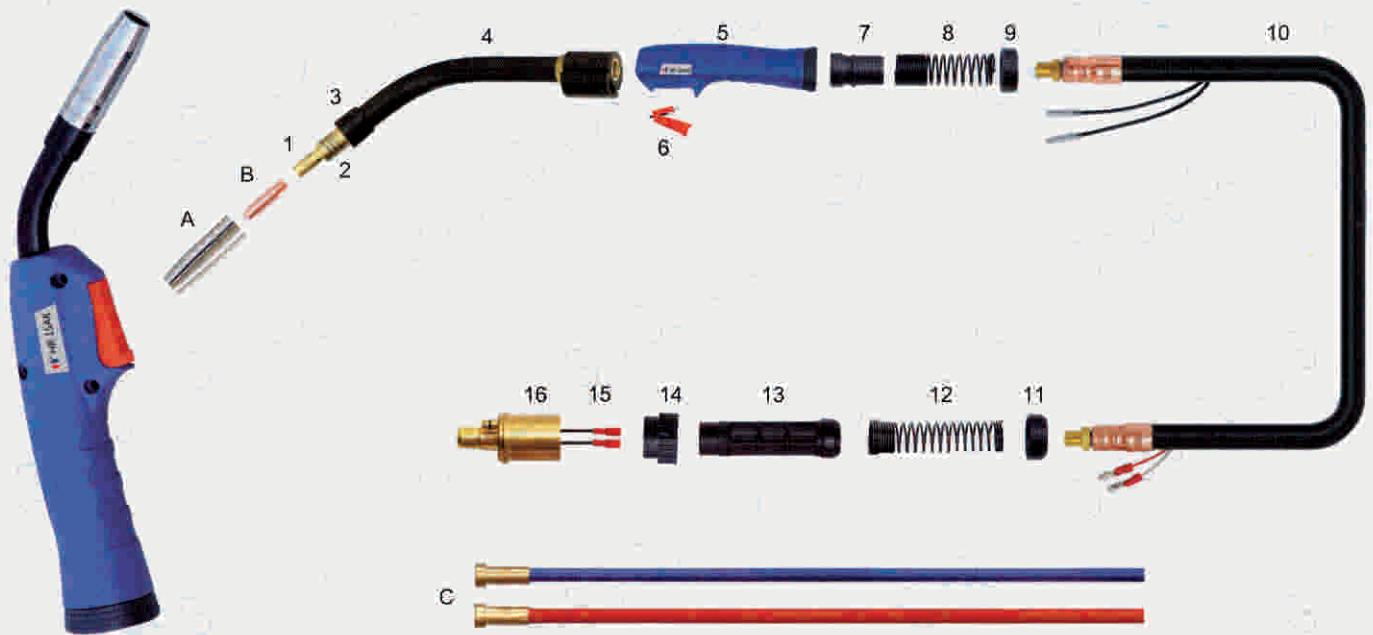
CO2/Mig Welding Torch Ranges.....	01 – 60
CO2/Mig Welding Torch Spare parts Ranges.....	61 – 98
Tig Welding Torch Ranges	99 – 113
Tig Welding Torch Spare Parts Ranges	114 – 122
Other Spare Parts Ranges	123 – 135
Plasma Cutting torches Spare Parts Ranges.....	136 - 167



CO₂/MIG



Rating: 180A CO₂ 150A Mixed Gas, Duty Cycle 60% Wire Diameter: 0.6–1.0mm.



ITEM

DESCRIPTION	PART NO.	002.0449	002.0450	002.0451
		3.0m	4.0m	5.0m
HR15AK Welding Torch, Euro Connector, HR1500-3	HR1500-4	HR1500-5		

NOZZLE A

PART NO.	DESCRIPTION
A 1501 145.0041	Nozzle Cylindrical
A 1502 145.0075	Nozzle Conical
A 1503 145.0123	Nozzle Tapered
A 1504	Nozzle Bottle
A 1505 145.0168	Nozzle Spot Welding

CONTACT TIP B

PART NO.	DESCRIPTION
B1501 140.0008	Contact Tip E-CU M6 × 25 × 0.6mm
B1502 140.0059	Contact Tip E-CU M6 × 25 × 0.8mm
B1503 140.0177	Contact Tip E-CU M6 × 25 × 0.9mm
B1504 140.0253	Contact Tip E-CU M6 × 25 × 1.0mm

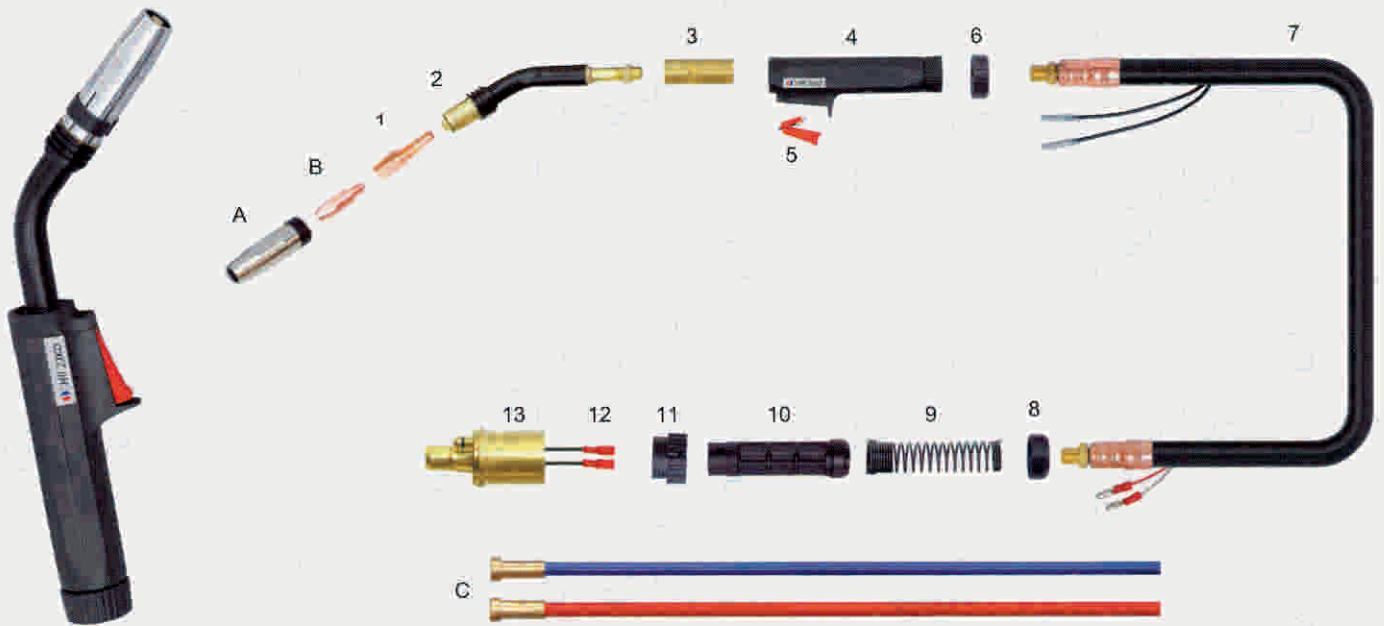
LINER C

PART NO.	DESCRIPTION
C1501 124.0011	Blue Steel Liner 0.6–0.9mm × 3M
C1502 124.0012	Blue Steel Liner 0.6–0.9mm × 4M
C1503 124.0015	Blue Steel Liner 0.6–0.9mm × 5M
C1504 124.0026	Red Steel Liner 1.0–1.2mm × 3M
C1505 124.0031	Red Steel Liner 1.0–1.2mm × 4M
C1506 124.0035	Red Steel Liner 1.0–1.2mm × 5M

SPARE PARTS

PART NO	DESCRIPTION
1. D1501 002.0078	L/H Tip Holder
2. D1502 002.0058	Spring Support
3. D1503 002.0050	Insulator
4. D1504 002.0017	Swan Neck
5. D1505	Front Handle
6. D1506	Micro Switch
7. D1507	Ball Joint
8. D1508	Spring For Front Handle
9. D1509	Lock Nut For Front Handle
10. D1510	Cable Assy
11. D1511	Lock Nut For Rear Handle
12. D1512	Spring For Rear Handle
13. D1513	Rear Handle
14. D1514 500.0213	Rear Connector Nut
15. D1515	Spring Pin
16. D1516 501.0003	Euro Central Connector

Rating: 200A CO₂ 180A Mixed Gas, Duty Cycle 60% Wire Diameter: 0.6–1.0mm.



ITEM	DESCRIPTION	PART NO.	005.0016	005.0017	005.0064
			3.0m	4.0m	5.0m
	HR23KD Welding Torch, Euro Connector, HR2300-3 HR2300-4 HR2300-5				

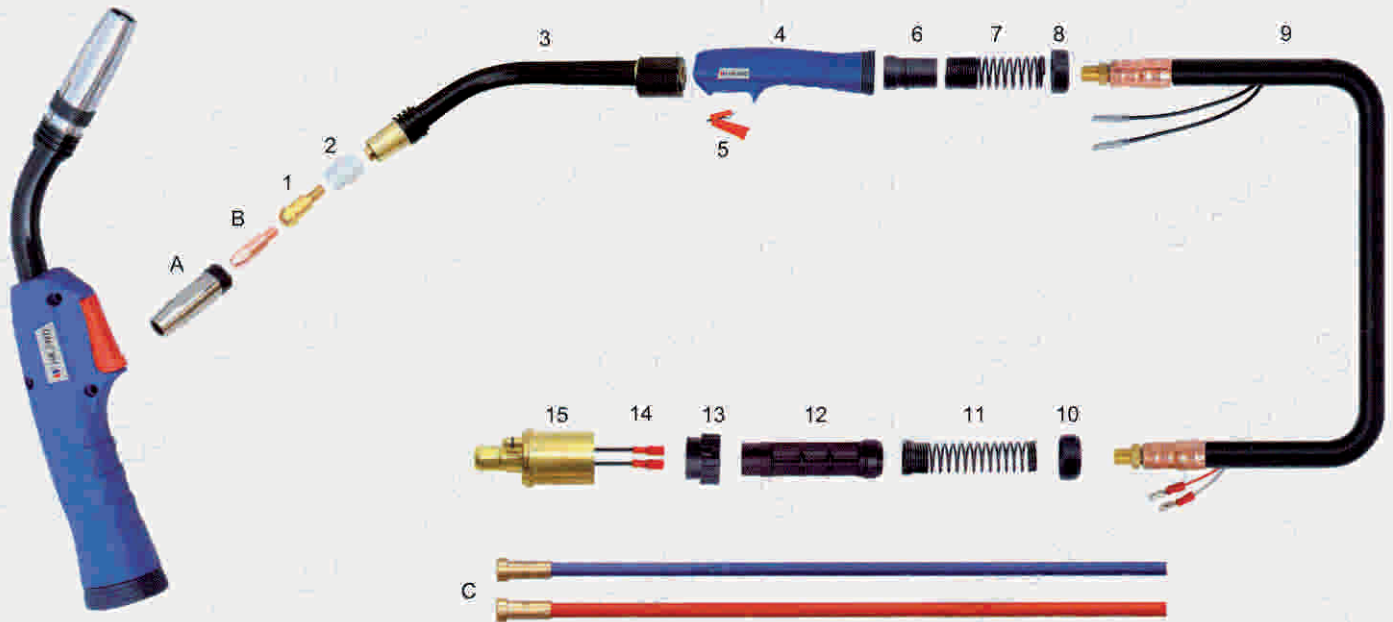
NOZZLE A		
PART NO.		DESCRIPTION
A 2301	145.0047	Nozzle Cylindrical
A 2302	145.0080	Nozzle Conical
A 2303	145.0128	Nozzle Tapered
A 2305	145.0174	Nozzle Spot Welding

CONTACT TIP B		
PART NO.		DESCRIPTION
B2301	140.0005	Contact Tip E-CU M6×28×0.6mm
B2302	140.0051	Contact Tip E-CU M6×28×0.8mm
B2303	140.0169	Contact Tip E-CU M6×28×0.9mm
B2304	140.0242	Contact Tip E-CU M6×28×1.0mm
B2305	140.0379	Contact Tip E-CU M6×28×1.2mm

LINER C		
PART NO.		DESCRIPTION
C2301	124.0011	Blue Steel Liner 0.6–0.9mm × 3M
C2302	124.0012	Blue Steel Liner 0.6–0.9mm × 4M
C2303	124.0015	Blue Steel Liner 0.6–0.9mm × 5M
C2304	124.0026	Red Steel Liner 1.0–1.2mm × 3M
C2305	124.0031	Red Steel Liner 1.0–1.2mm × 4M
C2306	124.0035	Red Steel Liner 1.0–1.2mm × 5M

SPARE PARTS	
PART NO	DESCRIPTION
1. D2301	Tip Holder
2. D2302	Spring Support
3. D2303 005.0003	Swan Neck
4. D2304	Front Handle
5. D2305	Micro Switch
6. D1509	Lock Nut For Front Handle
7. D2306	Cable Assy
8. D1511	Lock Nut For Rear Handle
9. D1512	Spring For Rear Handle
10. D1513	Rear Handle
11. D1514 500.0213	Rear Connector Nut
12. D1515	Spring Pin
13. D1516 501.0003	Euro Central Connector

Rating: 250A CO₂ 220A Mixed Gas, Duty Cycle 60% Wire Diameter: 0.8–1.2mm.



ITEM

DESCRIPTION	PART NO.	012.0103	012.0104	012.0105
		3.0m	4.0m	5.0m
HR24KD Welding Torch, Euro Connector, HR2400-3 HR2400-4 HR2400-5				

NOZZLE A

PART NO.	DESCRIPTION
A 2401 145.0047	Nozzle Cylindrical
A 2402 145.0080	Nozzle Conical
A 2403 145.0128	Nozzle Tapered
A 2404	Nozzle Bottle
A 2405	Nozzle Spot Welding

CONTACT TIP B

PART NO.	DESCRIPTION
B2401 140.0005	Contact Tip E-CU M6 × 28 × 0.6mm
B2402 140.0051	Contact Tip E-CU M6 × 28 × 0.8mm
B2403 140.0169	Contact Tip E-CU M6 × 28 × 0.9mm
B2404 140.0242	Contact Tip E-CU M6 × 28 × 1.0mm
B2405 140.0379	Contact Tip E-CU M6 × 28 × 1.2mm


LINER C

PART NO.	DESCRIPTION
C2401 124.0011	Blue Steel Liner 0.6–0.9mm × 3M
C2402 124.0012	Blue Steel Liner 0.6–0.9mm × 4M
C2403 124.0015	Blue Steel Liner 0.6–0.9mm × 5M
C2404 124.0026	Red Steel Liner 1.0–1.2mm × 3M
C2405 124.0031	Red Steel Liner 1.0–1.2mm × 4M
C2406 124.0035	Red Steel Liner 1.0–1.2mm × 5M

SPARE PARTS

PART NO	DESCRIPTION
1. D2401 142.0003	Tip Holder
2. D2402 012.0183	Gas Diffuser
3. D2403 012.0001	Swan Neck
4. D1505	Front Handle
5. D1506	Micro Switch
6. D1507	Ball Joint
7. D1508	Spring For Front Handle
8. D1509	Lock Nut For Front Handle
9. D2404	Cable Assy
10. D1511	Lock Nut For Rear Handle
11. D1512	Spring For Rear Handle
12. D1513	Rear Handle
13. D1514 500.0213	Rear Connector Nut
14. D1515	Spring Pin
15. D1516 501.0003	Euro Central Connector

Rating: 230A CO₂ 200A Mixed Gas, Duty Cycle 60% Wire Diameter: 0.8–1.2mm.



ITEM	DESCRIPTION	PART NO.	004.0312	004.0313	004.0314
			3.0m	4.0m	5.0m
	HR25AK Welding Torch, Euro Connector, HR2500-3		HR2500-3	HR2500-4	HR2500-5


NOZZLE A		
PART NO.		DESCRIPTION
A 2501	145.0042	Nozzle Cylindrical
A 2502	145.0076	Nozzle Conical
A 2503	145.0124	Nozzle Tapered
A 2504	145.0144	Nozzle Bottle
A 2505	145.0169	Nozzle Spot Welding

CONTACT TIP B		
PART NO.		DESCRIPTION
B2501	140.0005	Contact Tip E-CU M6 × 28 × 0.6mm
B2502	140.0051	Contact Tip E-CU M6 × 28 × 0.8mm
B2503	140.0169	Contact Tip E-CU M6 × 28 × 0.9mm
B2504	140.0242	Contact Tip E-CU M6 × 28 × 1.0mm
B2505	140.0379	Contact Tip E-CU M6 × 28 × 1.2mm

LINER C		
PART NO.		DESCRIPTION
C2501	124.0011	Blue Steel Liner 0.6–0.9mm × 3M
C2502	124.0012	Blue Steel Liner 0.6–0.9mm × 4M
C2503	124.0015	Blue Steel Liner 0.6–0.9mm × 5M
C2504	124.0026	Red Steel Liner 1.0–1.2mm × 3M
C2505	124.0031	Red Steel Liner 1.0–1.2mm × 4M
C2506	124.0035	Red Steel Liner 1.0–1.2mm × 5M

SPARE PARTS		
PART NO		DESCRIPTION
1.	D2501 142.0001	Tip Holder
2.	D2502 003.0013	Spring Support
3.	D2503 004.0012	Swan Neck
4.	D1505	Front Handle
5.	D1506	Micro Switch
6.	D1507	Ball Joint
7.	D1508	Spring For Front Handle
8.	D1509	Lock Nut For Front Handle
9.	D2504	Cable Assy
10.	D1511	Lock Nut For Rear Handle
11.	D1512	Spring For Rear Handle
12.	D1513	Rear Handle
13.	D1514 500.0213	Rear Connector Nut
14.	D1515	Spring Pin
15.	D1516 501.0003	Euro Central Connector

Rating: 280A CO₂ 260A Mixed Gas, Duty Cycle 60% Wire Diameter: 0.8–1.2mm.



ITEM

DESCRIPTION	PART NO.		
	3.0m	4.0m	5.0m
HR26KD Welding Torch, Euro Connector, HR2600-3	HR2600-4	HR2600-5	

NOZZLE A

PART NO.	DESCRIPTION
A2601 145.0051	Nozzle Cylindrical
A2602 145.0085	Nozzle Conical
A2603 145.0132	Nozzle Tapered
A2604	Nozzle Bottle
A2605 145.0179	Nozzle Spot Welding

CONTACT TIP B

PART NO.	DESCRIPTION
B2601 140.0242	Contact Tip E-CU M6×28×1.0mm
B2602 140.0379	Contact Tip E-CU M6×28×1.2mm
B2603 141.0006	Contact Tip E-CU M6×28×1.0Amm
B2604 141.0010	Contact Tip E-CU M6×28×1.2Amm


LINER C

PART NO.	DESCRIPTION
C2604 124.0026	Red Steel Liner 1.0–1.2mm × 3M
C2605 124.0031	Red Steel Liner 1.0–1.2mm × 4M
C2606 124.0035	Red Steel Liner 1.0–1.2mm × 5M

SPARE PARTS

PART NO	DESCRIPTION
1. D2601	Tip Holder
2. D2602	Gas Diffuser
3. D2603	Swan Neck
4. D2604	Front Handle
5. D2605	Micro Switch
6. D2606	Ball Joint
7. D2607	Spring For Front Handle
8. D2608	Lock Nut For Front Handle
9. D2609	Cable Assy
10. D2611	Lock Nut For Rear Handle
11. D2612	Spring For Rear Handle
12. D2613	Rear Handle
13. D2614	Rear Connector Nut
14. D2615	Spring Pin
15. D2616	Euro Central Connector

Rating: 340A CO₂ 320A Mixed Gas, Duty Cycle 60% Wire Diameter: 0.8–1.2mm.



ITEM	PART NO.		
DESCRIPTION	014.0143	014.0144	014.0145
	3.0m	4.0m	5.0m
HR36KD Welding Torch, Euro Connector, HR3600-3	HR3600-4	HR3600-5	

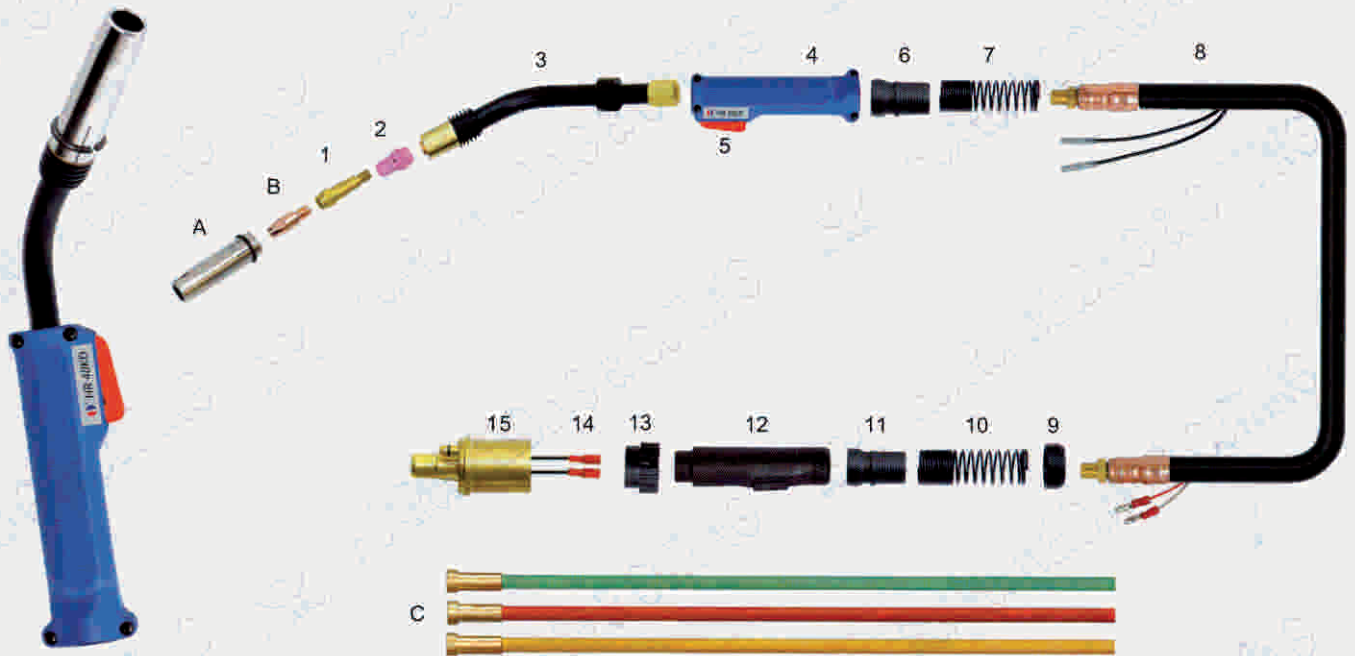
NOZZLE A		
PART NO.	DESCRIPTION	
A 3601	145.0045	Nozzle Cylindrical
A 3602	145.0078	Nozzle Conical
A 3603	145.0126	Nozzle Tapered
A 3604	145.0147	Nozzle Bottle
A 3605		Nozzle Spot Welding

CONTACT TIP B		
PART NO.	DESCRIPTION	
B3601	140.0242	Contact Tip E-CU M6 × 28 × 1.0mm
B3602	140.0379	Contact Tip E-CU M6 × 28 × 1.2mm
B3603	140.0313	Contact Tip E-CU M8 × 30 × 1.0mm
B3604	140.0442	Contact Tip E-CU M8 × 30 × 1.2mm

LINER C		
PART NO.	DESCRIPTION	
C 3601	124.0026	Red Steel Liner 1.0–1.2mm × 3M
C 3602	124.0031	Red Steel Liner 1.0–1.2mm × 4M
C 3603	124.0035	Red Steel Liner 1.0–1.2mm × 5M

SPARE PARTS		
PART NO	DESCRIPTION	
1. D3601	142.0005 M6, 28mm 142.0011 M6, 31mm 142.0020 M8, 28mm	Tip Holder
2. D3602	014.A011 014.0261	Gas Diffuser
3. D3603	998.0091	Swan Neck
4. D3604		Front Handle
5. D3605		Micro Switch
6. D3606		Ball Joint
7. D3607		Spring For Front Handle
8. D3608		Lock Nut For Front Handle
9. D3609		Cable Assy
10. D3611		Lock Nut For Rear Handle
11. D3612		Spring For Rear Handle
12. D3613		Rear Handle
13. D3614	500.0213	Rear Connector Nut
14. D3615		Spring Pin
15. D3616	501.0003	Euro Central Connector

Rating: 380A CO₂ 360A Mixed Gas, Duty Cycle 60% Wire Diameter: 1.0–2.4mm.



ITEM	DESCRIPTION	PART NO.	015.0029	015.0032	015.0034
			3.0m	4.0m	5.0m
	HR40KD Welding Torch, Euro Connector, HR4000-3			HR4000-4	HR4000-5

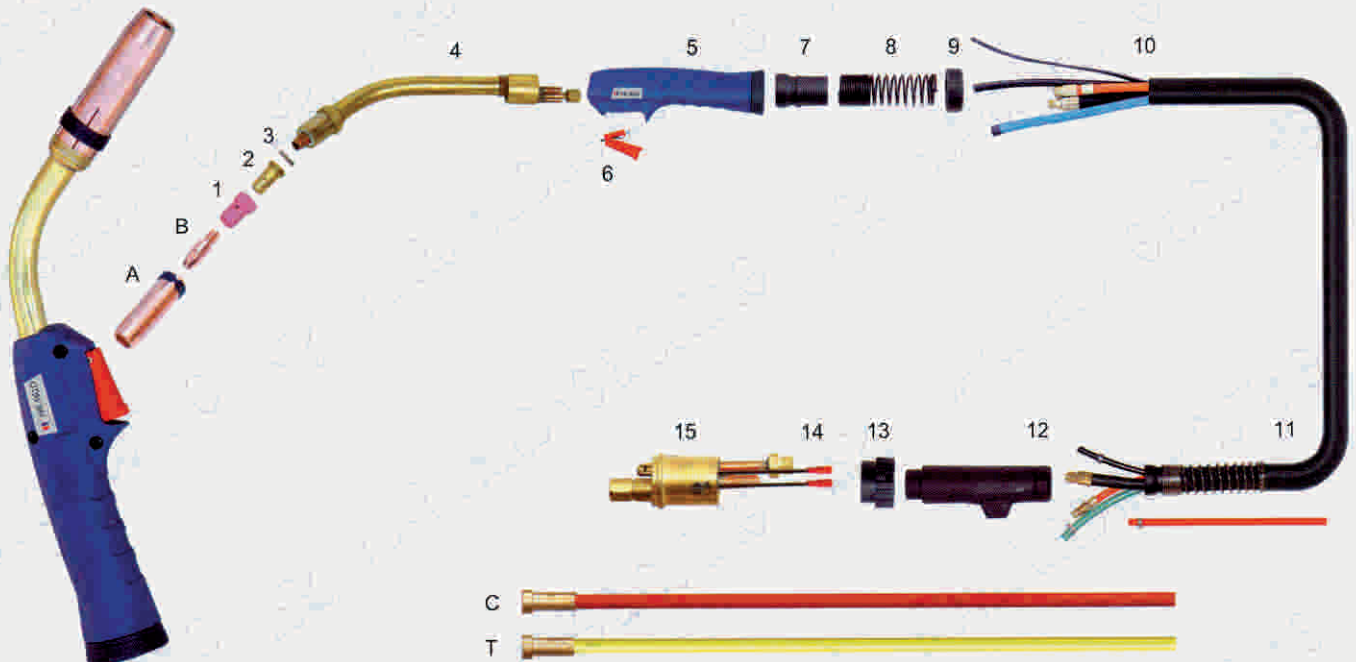
NOZZLE A		
PART NO.		DESCRIPTION
A 4001	145.0046	Nozzle Cylindrical
A 4002	145.0079	Nozzle Conical
A 4003	145.0127	Nozzle Tapered

CONTACT TIP B		
PART NO.		DESCRIPTION
B4001	140.0313	Contact Tip E-Cu M8×30×1.0mm
B4002	140.0442	Contact Tip E-Cu M8×30×1.2mm
B4003	140.0587	Contact Tip E-Cu M8×30×1.6mm
B4004	141.0008	Contact Tip E-Cu M8×30×1.0Amm
B4005	141.0015	Contact Tip E-Cu M8×30×1.2Amm
B4006	141.0022	Contact Tip E-Cu M8×30×1.6Amm

LINER C		
PART NO.		DESCRIPTION
C4001	124.0026	Red Steel Liner 1.0–1.2mm×3M
C4002	124.0031	Red Steel Liner 1.0–1.2mm×4M
C4003	124.0035	Red Steel Liner 1.0–1.2mm×5M
C4004	124.0041	Yellow Steel Liner 1.6mm×3M
C4005	124.0042	Yellow Steel Liner 1.6mm×4M
C4006	124.0044	Yellow Steel Liner 1.6mm×5M
C4007	124.0051	Green Steel Liner 2.0–2.4mm×3M
C4008	124.0053	Green Steel Liner 2.0–2.4mm×4M
C4009	124.0055	Green Steel Liner 2.0–2.4mm×5M

SPARE PARTS		
PART NO		DESCRIPTION
1. D4001	142.0021	Contact Tip Holder
2. D4002	^{015.A011} 015.0021	Gas Diffuser
3. D4003	015.0001	Swan Neck
4. D4004		Front Handle
5. D4005		Controllable Switch
6. D4006		Ball Joint For Front handle
7. D4007		Spring for Front handle
8. D4008		Cable Assy
9. D4009		Lock Nut For Rear Handle
10. D4010		Spring For Rear Handle
11. D4011		Ball Joint For Rear Handle
12. D4012		Rear Handle
13. D1514	500.0213	Rear Connector Nut
14. D1515		Spring Pin
15. D4012	501.0020	Euro Central Connector

Rating: 500A CO₂ 450A Mixed Gas, Duty Cycle 60% Wire Diameter: 1.0–2.4mm.



ITEM	DESCRIPTION	PART NO.	034.0160	034.0161	034.0162
			3.0m	4.0m	5.0m
	HR501D Welding Torch, Euro Connector, HR5010-3		HR5010-4	HR5010-5	

NOZZLE A		
PART NO.		DESCRIPTION
A 5011	145.0051	Nozzle Cylindrical
A 5012	145.0085	Nozzle Conical
A 5013	145.0132	Nozzle Tapered
A 5014		Nozzle Bottle
A 5015		Nozzle Spot Welding

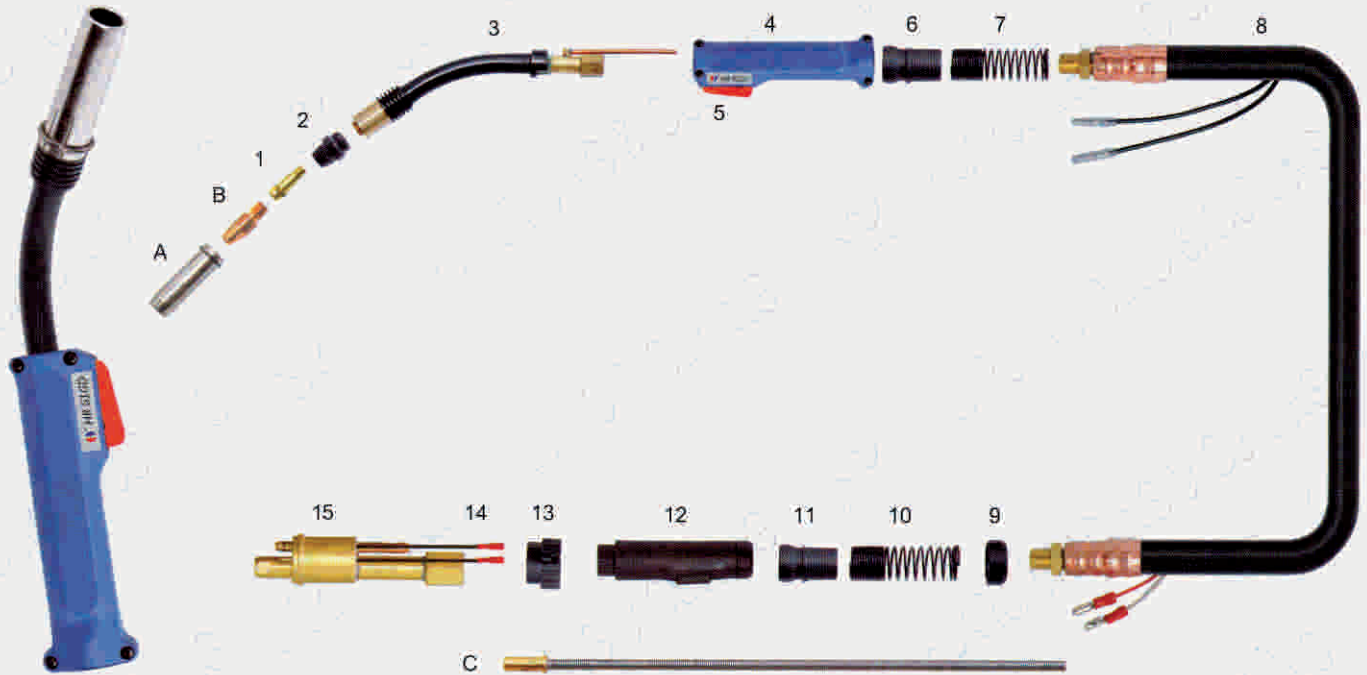
CONTACT TIP B		
PART NO.		DESCRIPTION
B5011	140.0313	Contact Tip E-CU M8×30×1.0mm
B5012	140.0442	Contact Tip E-CU M8×30×1.2mm
B5013	140.0587	Contact Tip E-CU M8×30×1.6mm
B5014	140.0677	Contact Tip E-CU M8×30×2.4mm

LINER C		
PART NO.		DESCRIPTION
C5011	124.0026	Red Steel Liner 1.0–1.2mm×3M
C5012	124.0031	Red Steel Liner 1.0–1.2mm×4M
C5013	124.0035	Red Steel Liner 1.0–1.2mm×5M
C5014	124.0041	Yellow Steel Liner 1.6mm×3M
C5015	124.0042	Yellow Steel Liner 1.6mm×4M
C5016	124.0044	Yellow Steel Liner 1.6mm×5M

SPARE PARTS		
PART NO		DESCRIPTION
1. D50102	030.A011 030.0145	Gas Diffuser
2. D50101	142.0022	Tip Holder
3. D50103	030.0019	Insulator
4. D50104	034.0001	Swan Neck
5. D50105		Front Handle
6. D50106		Micro Switch
7. D50107		Ball Joint
8. D50108		Spring For Front Handle
9. D50109		Lock Nut For Front Handle
10. D50110		Cable Assy
11. D50111		Spring For Rear Handle
12. D50112		Rear Handle
13. D1514	500.0213	Rear Connector Nut
14. D50115		Spring Pin
15. D50113	501.0015	Euro Central Connector Water Cooled

C5017	124.0051	Green Steel Liner 2.0–2.4mm×3M
C5018	124.0053	Green Steel Liner 2.0–2.4mm×4M
C5019	124.0055	Green Steel Liner 2.0–2.4mm×5M
T5011		Teflon Liner×3M(Blue 1.5/4.0, Red 2.0/4.0, Yellow 2.7/4.7)
T5012		Teflon Liner×4M(Blue 1.5/4.0, Red 2.0/4.0, Yellow 2.7/4.7)
T5013		Teflon Liner×5M(Blue 1.5/4.0, Red 2.0/4.0, Yellow 2.7/4.7)

Rating: 500A CO₂ 400A Mixed Gas, Duty Cycle 60% Wire Diameter: 1.6–3.2mm.




ITEM	DESCRIPTION	PART NO.	013.0041	013.0042	013.0043
			3.0m	4.0m	5.0m
	HR61GD Welding Torch, Euro Connector, HR6100-3		HR6100-3	HR6100-4	HR6100-5

NOZZLE A		
PART NO.		DESCRIPTION
A 6101	145.0048	Nozzle Cylindrical
A 6102	145.0081	Nozzle Conical
A 6103		Nozzle Tapered
A 6104		Nozzle Spot Welding

CONTACT TIP B		
PART NO.		DESCRIPTION
B6101	140.0616	Contact Tip CuCrZr M10×35×1.6mm
B6102	140.0065	Contact Tip CuCrZr M10×35×2.0mm
B6103	140.0698	Contact Tip CuCrZr M10×35×2.4mm
B6104	140.0712	Contact Tip CuCrZr M10×35×2.8mm
B6105	140.0734	Contact Tip CuCrZr M10×35×3.2mm

LINER C		
PART NO.		DESCRIPTION
C6101	122.0056	2.5/4.5 Steel Liner 1.4–1.6mm × 3M
C6102	122.0060	2.5/4.5 Steel Liner 1.4–1.6mm × 4M
C6103	122.0063	2.5/4.5 Steel Liner 1.4–1.6mm × 5M
C6104	122.0073	3.5/4.9 Steel Liner 2.0–2.4mm × 3M
C6105	122.0075	3.5/4.9 Steel Liner 2.0–2.4mm × 4M
C6106	122.0076	3.5/4.9 Steel Liner 2.0–2.4mm × 5M
C6107	122.0066	2.8/6.3 Steel Liner 1.6–2.0mm × 3M
C6108	122.0067	2.8/6.3 Steel Liner 1.6–2.0mm × 4M
C6109	122.0068	2.8/6.3 Steel Liner 1.6–2.0mm × 5M
C6110	122.0079	3.5/7.0 Steel Liner 2.4mm × 3M
C6111	122.0080	3.5/7.0 Steel Liner 2.4mm × 4M
C6112	122.0082	3.5/7.0 Steel Liner 2.4mm × 5M
C6113	122.0083	4.5/7.0 Steel Liner 2.8–3.2mm × 3M
C6114	122.0084	4.5/7.0 Steel Liner 2.8–3.2mm × 4M
C6115	122.0086	4.5/7.0 Steel Liner 2.8–3.2mm × 5M

SPARE PARTS	
PART NO	DESCRIPTION
1. D6101 142.0032	Tip Holder
2. D6102 013.0030	Gas Diffuser
3. D6103 013.0001	Swan Neck
4. D6004	Front Handle
5. D6005	Controllable Switch
6. D6006	Ball Joint For Front Handle
7. D6007	Spring For Front Handle
8. D6104	Cable Assy
9. D6009	Lock Nut For Rear Handle
10. D6010	Spring For Rear Handle
11. D6011	Ball Joint For Rear Handle
12. D6012	Rear Handle
13. D6514 500.0213	Rear Connector Nut
14. D6515	Spring Pin
15. D6105 501.0018	Euro Central Connector

Rating: 300A CO₂/270A MIX ; Duty Cycle: 100%; Wire DIA: 0.8–1.2mm


ITEM	
PART NO.	DESCRIPTION
	3m 4m 5m
HR240D Water-Cooled Welding Torch, EURO Connector, HR240D-3 HR240D-4 HR240D-5	

NOZZLE A	
PART NO.	DESCRIPTION
A2401 145.0047	Nozzle Cylindrical
A2402 145.0080	Nozzle Conical
A2403 145.0128	Nozzle Tapered
A2404	Nozzle Bottle
A2405	Nozzle Spot Welding


CONTACT TIP B	
PART NO.	DESCRIPTION
B2401 140.0105	Contact Tip Cu-E M6×28×0.6mm
B2402 140.0051	Contact Tip Cu-E M6×28×0.8mm
B2403 140.0169	Contact Tip Cu-E M6×28×0.9mm
B2404 140.0242	Contact Tip Cu-E M6×28×1.0mm
B2405 140.0379	Contact Tip Cu-E M6×28×1.2mm

LINER C	
PART NO.	DESCRIPTION
C5011 124.0026	Red Steel Liner 1.0–1.2mm × 3M
C5012 124.0031	Red Steel Liner 1.0–1.2mm × 4M
C5013 124.0035	Red Steel Liner 1.0–1.2mm × 5M
C5014 124.0041	Yellow Steel Liner 1.6mm × 3M
C5015 124.0042	Yellow Steel Liner 1.6 mm × 4M
C5016 124.0044	Yellow Steel Liner 1.6mm × 5M

SPARE PARTS	
PART NO.	DESCRIPTION
1. D2401 142.0103	Tip Holder
2. D2402 012.0183	Gas Diffuser
3. D2403 023.0001	Swan Neck
4. D50105	Front Handle
5. D50106	Switch
6. D50107	Ball Joint
7. D50108	Spring For Front Handle
8. D50110	Cable Assembly
9. D50111	Spring For Rear Handle
10. D50112	Rear Handle
11. D1514 500.0213	Rear Connector Nut
12. D50113 501.0015	Euro Central Connector Water Cooled

C5017 124.0051	Green Steel Liner 2.0–2.4mm × 3M
C5018 124.0053	Green Steel Liner 2.0–2.4mm × 4M
C5019 124.0055	Green Steel Liner 2.0–2.4mm × 5M
T5011	Teflon Liner×3M(Blue 1.5/4.0, Red 2.0/4.0, Yellow 2.7/4.7)
T5012	Teflon Liner×4M(Blue 1.5/4.0, Red 2.0/4.0, Yellow 2.7/4.7)
T5013	Teflon Liner×5M(Blue 1.5/4.0, Red 2.0/4.0, Yellow 2.7/4.7)

Rating: 300A CO₂/270A MIX ; Duty Cycle: 100%; Wire DIA: 0.8–1.2mm




ITEM				
PART NO.	DESCRIPTION			
	3m	4m	5m	
HRGRIP36KD Welding Torch, EURO Connector, HRG36KD-3	HRG36KD-4	HRG36KD-5		

NOZZLE A				
PART NO.	DESCRIPTION			
	A3601	145.0045	Nozzle Cylindrical	
A3602	145.0078	Nozzle Conical		
A3603	145.0126	Nozzle Tapered		
A3604	145.0147	Nozzle Bottle		
A3605		Nozzle Spot Welding		

CONTACT TIP B				
PART NO.	DESCRIPTION			
	B3601	140.0242	Contact Tip	E-Cu
B3602	140.0379	Contact Tip	E-Cu	M6×28×1.2mm
B3603	140.0313	Contact Tip	E-Cu	M6×30×1.0mm
B3604	140.0442	Contact Tip	E-Cu	M6×30×1.2mm

LINER C				
PART NO.	DESCRIPTION			
	B3601	124.0026	Red Steel Liner	1.0–1.2mm
B3602	124.0031	Red Steel Liner	1.0–1.2mm	×4M
B3603	124.0035	Red Steel Liner	1.0–1.2mm	×5M

SPARE PARTS				
PART NO.	DESCRIPTION			
	1.	D3601	145.0005 145.0011 145.0020	36-28mm 36-31mm 58-28mm
2.	D3602	014.A011 014.0261		Gas Diffuser
3.	D3603	014.0006		Swan Neck
3.1.	400.0044			Plastic Body
4.	G3601	180.0127		Front Handle(GRIP)
5.	G3602	185.0101		Switch
6.	G3603	400.1124		Ball Joint
7.	D3607			Cable Assembly
8.	D3608			Lock Nut For Rear Handle
9.	D3609			Spring For Rear Handle
10.	D3610			Rear Handle
11.	D3611	500.0213		Rear Connector Nut
12.	D3616	501.0003		Euro Central Connector

Rating: 500A CO₂/440A MIX ; Duty Cycle: 100%; Wire DIA: 0.8-1.6mm

ITEM

PART NO.	DESCRIPTION			
		3m	4m	5m
HRGRIP501D Welding Torch, EURO Connector, HRG501-3		HRG501-3	HRG501-4	HRG501-5

NOZZLE A

PART NO.	DESCRIPTION
A5011 145.0051	Nozzle Cylindrical
A5012 145.0085	Nozzle Conical
A5013 145.0132	Nozzle Tapered
A5014	Nozzle Bottle
A5015	Nozzle Spot Welding

CONTACT TIP B

PART NO.	DESCRIPTION
B5011 140.0313	Contact Tip E-Cu M8×30×1.0mm
B5012 140.0442	Contact Tip E-Cu M8×30×1.2mm
B5013 140.0587	Contact Tip E-Cu M8×30×1.6mm
B5014 140.0677	Contact Tip E-Cu M8×30×2.4mm

LINER C


PART NO.	DESCRIPTION
C5011 124.0026	Red Steel Liner 1.0-1.2mm × 3M
C5012 124.0031	Red Steel Liner 1.0-1.2mm × 4M
C5013 124.0035	Red Steel Liner 1.0-1.2mm × 5M
C5014 124.0041	Yellow Steel Liner 1.6mm × 3M
C5015 124.0042	Yellow Steel Liner 1.6 mm × 4M
C5016 124.0044	Yellow Steel Liner 1.6mm × 5M

SPARE PARTS

PART NO.	DESCRIPTION
1. D50102 030.A011 030.0145	Gas Diffuser
2. D50101 142.0022	Tip Holder
3. G50103 034.0496	Swan Neck
4. G3601 180.0127	Front Handle(GRIP)
5. G3602 185.0101	Switch
6. G3603 400.1124	Ball Joint
7. D50107	Cable Assembly
8. D50108	Spring For Rear Handle
9. D50109	Rear Handle
10. D1514 500.0213	Rear Connector Nut
11. D50110 501.0015	Euro Central Connector Water Cooled

C5017 124.0051	Green Steel Liner 2.0-2.4mm × 3M
C5018 124.0053	Green Steel Liner 2.0-2.4mm × 4M
C5019 124.0055	Green Steel Liner 2.0-2.4mm × 5M
T5011	Teflon Liner×3M(Blue 1.5/4.0,Red 2.0/4.0,Yellow 2.7/4.7)
T5012	Teflon Liner×4M(Blue 1.5/4.0,Red 2.0/4.0,Yellow 2.7/4.7)
T5013	Teflon Liner×5M(Blue 1.5/4.0,Red 2.0/4.0,Yellow 2.7/4.7)

Rating: 360A CO₂/300A MIX ; Duty Cycle:60%; Wire DIA:1.0-1.6mm



ITEM

PART NO.	DESCRIPTION
	3m 4m 5m
HRRMBX 36S Welding Torch EURO	HRRMBX 36S-30 HRRMBX 36S-40 HRRMBX 36S-50

NOZZLE A

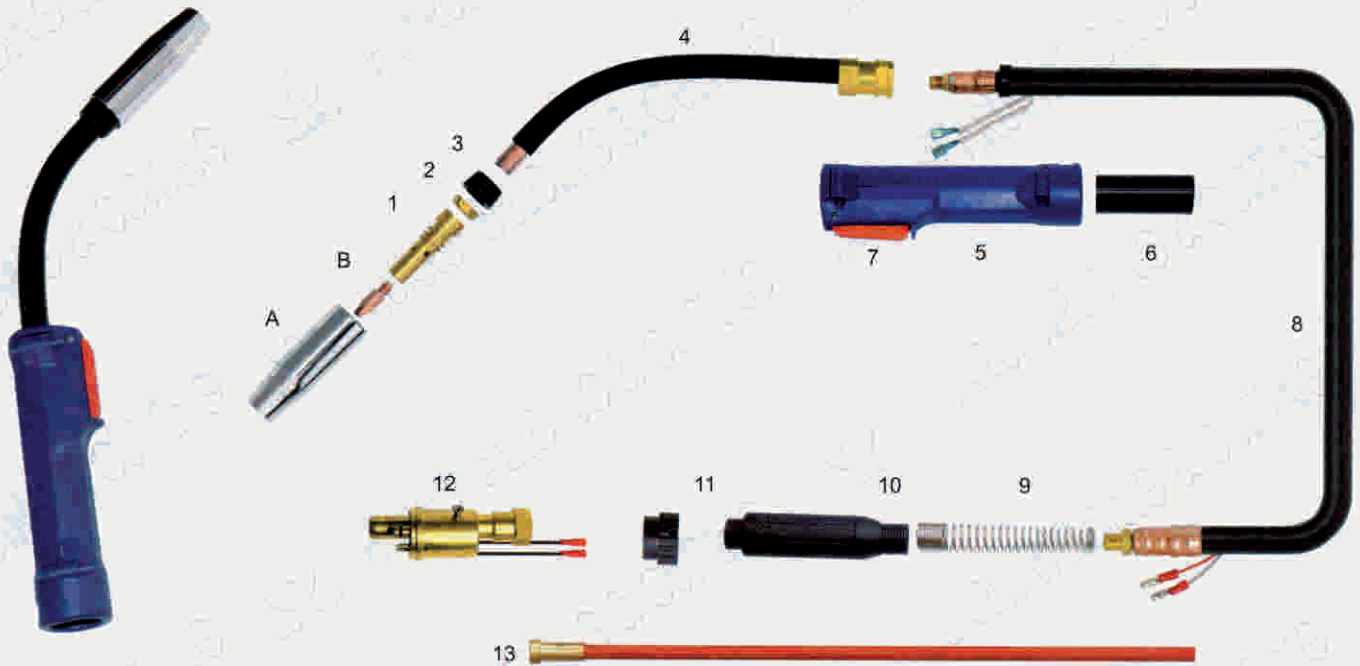
PART NO.	DESCRIPTION
A3601 145.0045	Nozzle Cylindrical ϕ 19
A3602 145.0078	Nozzle Conical ϕ 16 STD
A3603 145.0126	Nozzle Tapered ϕ 12

CONTACT TIP B

PART NO.	DESCRIPTION
B3603 140.0313	Cu-E M8x30x1.0
B3604 140.0442	Cu-E M8x30x1.2
B3606 140.0587	Cu-E M8x30x1.6

SPARE PARTS

PART NO.	DESCRIPTION
1. D3601 142.0020	TIP Holder M8x28
2. D3602 014.0261	Gas Diffuser
3. HR014.D829	Swan Neck
4. HR014.D256	Nut, M22x1.5
5. HR014.D299	Front Torch Body, M22x1.5
6. HRRMBX-36S-CB	RMBX 36S Cable Assembly
7. HR180.D026	Front Handle
8. HR185.D065	Switch
9. HR400.D252	Spring For Front Handle
10. HR400.D205	Cable Assembly
11.	Spring For Rear Handle
12. HR501.D508	Rear Handle
13. HR500.0213	Euro Connector NUT
14. 501.0003	Euro Connector
15. 124.0026	Steel Liner 1.0-1.2mm, 3m
124.0031	Steel Liner 1.0-1.2mm, 4m
124.0035	Steel Liner 1.0-1.2mm, 5m

Rating: 500A CO₂/400A MIX ; Duty Cycle;60%; Wire DIA;0.8-2.0mm

ITEM

PART NO.	DESCRIPTION			
		3m	4m	5m
HRMF-45 Welding Torch	EURO	HR MF-45-30	HR MF-45-40	HR MF-45-50

NOZZLE A

PART NO.	DESCRIPTION
145.D243	Nozzle ϕ 13
145.D244	Nozzle ϕ 16 STD

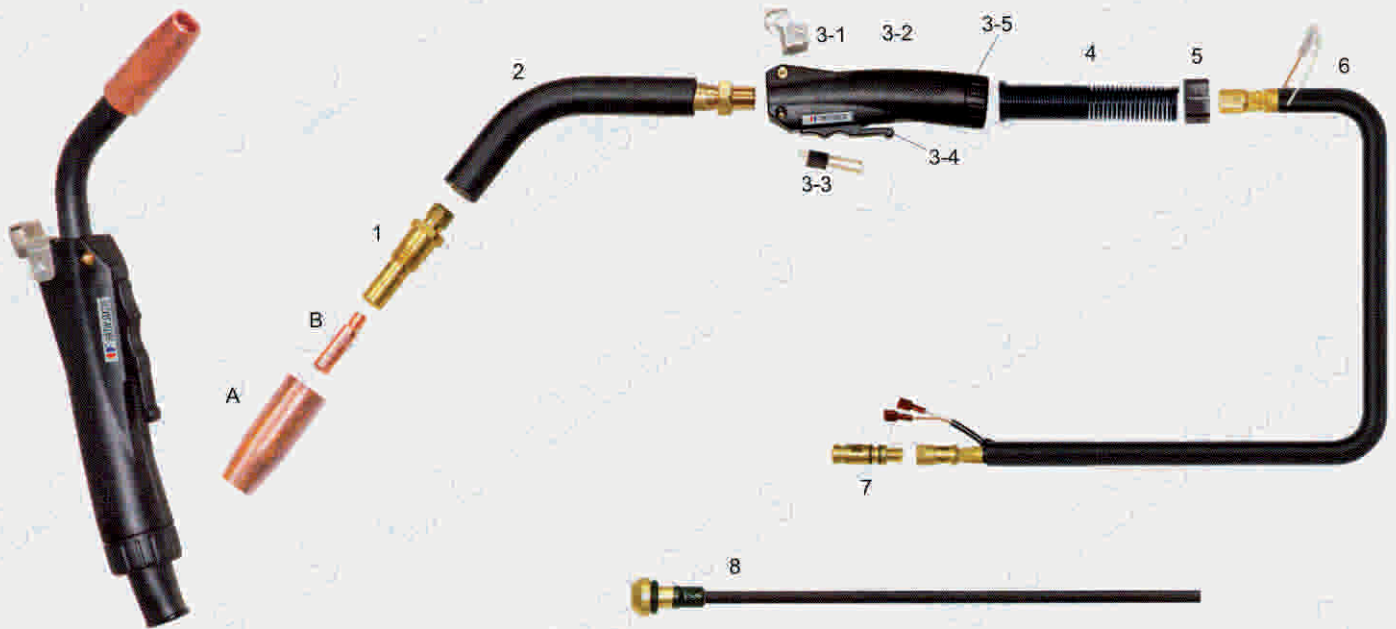
CONTACT TIP B

PART NO.	DESCRIPTION
140.0313	Cu-E M8x30x 1.0
140.0442	Cu-E M8x30x 1.2 STD
140.0587	Cu-E M8x30x 1.6


SPARE PARTS

PART NO.	DESCRIPTION
1. HR MF4501	TIP Holder ,M14x1 LH
2. HR MF4502	Nut, M14x1 LH
3. HR145.D101	Insulator
4. HRMF4503	Swan Neck
5. HR180.0027	Handle with Screws
6. HR400.0010	Cable Support
7. HR MF45-SW	Switch
8. HR MF45-CB	MF-45 Cable Assembly
9. HRTW-203	Rear Support Spring
10. HRTW-204	Rear Handle
11. 500.0213	Euro Connector NUT
12. HRMF45-EC	MF-45 Euro Connector
13. 122.0056	Steel Liner 1.2-1.6mm,3m
122.0060	Steel Liner 1.2-1.6mm,4m
122.0063	Steel Liner 1.2-1.6mm,5m

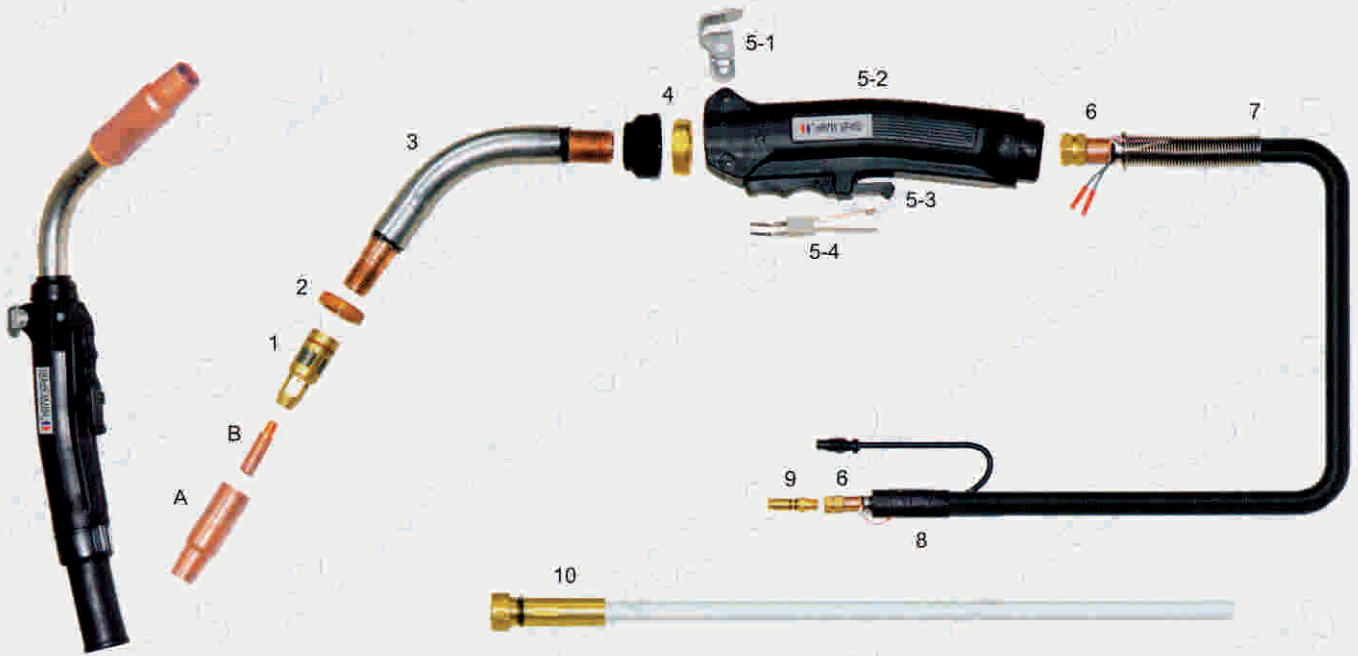
Rating: 130A CO₂ / Ar mixed gases 60% duty cycle Wire Dia: 0.6–1.2mm.



ITEM				PART NO.	
				3m	4.5m
HRTW130 Welding Torch	MILLER	Connection	HRTW130M-30	HRTW130M-45	
HRTW130 Welding Torch	LINCOIN	Connection	HRTW130L-30	HRTW130L-45	
HRTW130 Welding Torch	EURO	Connection	HRTW130E-30	HRTW130E-45	
PART NO.	DESCRIPTION				
NOZZLE A					
21-37	Nozzle ϕ 9.5				
21-50	Nozzle ϕ 12.7				
21-62	Nozzle ϕ 15.8				
CONTACT TIP B					
11-35	0.9mm				
11-45	1.2mm				
SPARE PARTS					
1.	35-50	Diffuser			
2.	HRTW1002	Swan Neck			
3-1.	HRTW1011	Gun Hanger			
3-2.	HRTWNO.1	Handle with Screws			
3-3.	HRTW1021	Switch Assembly			
3-4.	HRTW1020	Molded Trigger			
3-5.	HRTW1010	Locking Ring			
4.	HRTW400.0100	Spring for Front Handle			
5.	HRTW1005	Internal Molded Support			
6.	HRTW1015	Cable Assembly			
7.	HRTW1018A	TWECO Connector Plug			
	HRTW1026A	MILLER Connector Plug			
	HREU	EURO Connector Plug			
LINER					
8.	35-40-15	Steel Liner 0.8-1.0mm, 4.5m			
	45-40-15	Steel Liner 1.0-1.2mm, 4.5m			

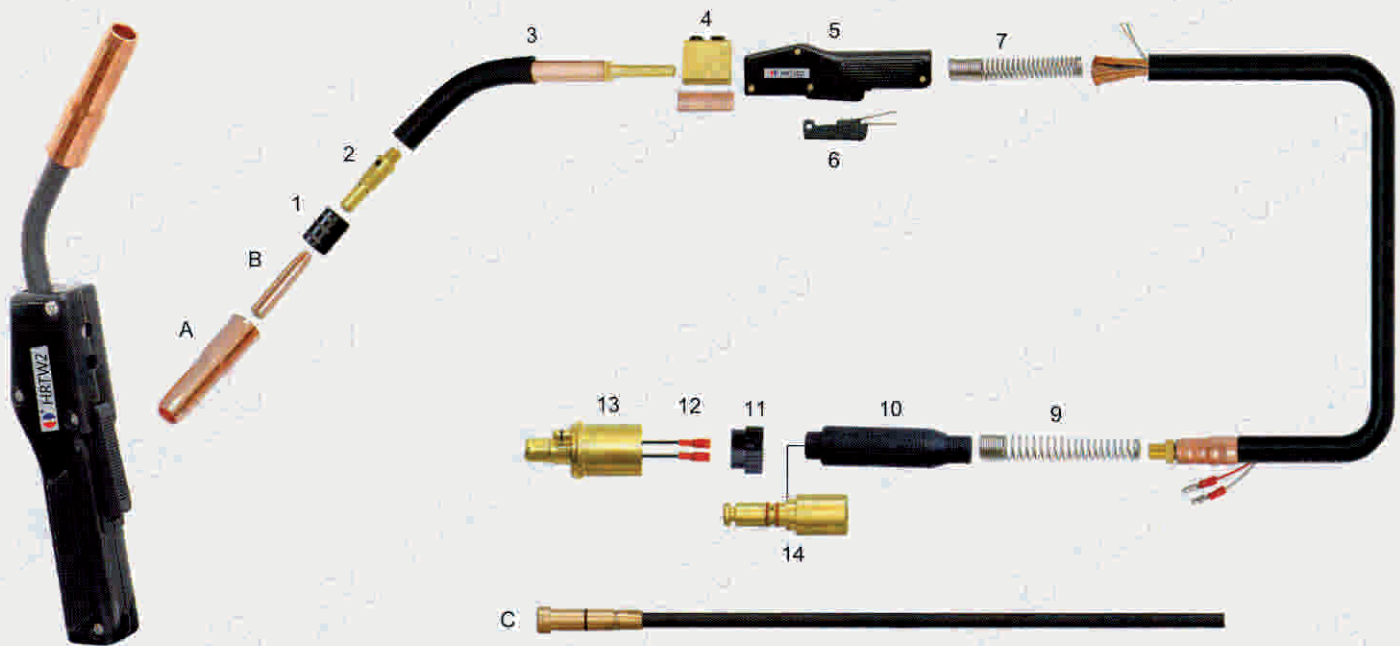
**Rating: 250A Co₂ / Ar mixed gases 60% duty cycle Wire Dia:0.8–1.2mm.**

ITEM	PART NO.		
	3.5m	4.5m	
HRTW250 Welding Torch	TWECO Connection	HRTW250T-35	HRTW250T-45
HRTW250 Welding Torch	MILLER Connection	HRTW250M-35	HRTW250M-45
HRTW250 Welding Torch	LINCOIN Connection	HRTW250L-35	HRTW250L-45
HRTW250 Welding Torch	EURO Connection	HRTW250E-35	HRTW250E-45
PART NO.	DESCRIPTION		
NOZZLE A			
22-37	Nozzle ϕ 9.5		
22-50	Nozzle ϕ 12.7		
22-62	Nozzle ϕ 15.8		
CONTACT TIP B			
14-35	0.9mm		
14-45	1.2mm		
SPARE PARTS			
1.	32	Nozzle Insulator	
2.	52	Diffuser	
3.	HRTW2002	Swan Neck	
4.	HRTW2005A	Internal Machined Block	
5-1.	HRTW1011	Gun Hanger	
5-2.	HRTWNO.2	Handle with Screws	
5-3.	HRTW1010	Locking Ring	
5-4.	HRTW1020	Trigger	
5-5.	HRTW1021	Switch	
6.	HRTW400.D361	Spring for front handle	
7.	HRTW2015	Cable Assembly	
8.	HRTW2033	Rear handle	
9.	HRTW500.0234	Spring for rear handle	
10.	HRTW2019A	TWECO Connector Plug	
	HRTW2026A	LINCOLN Connector Plug	
	HRTW2017A	MILLER Connector Plug	
	HREU	EURO Connector Plug	
LINER			
11.	42-3035-15	Steel liner 0.8–0.9 mm,4.5m	
	42-4035-15	Steel liner 0.9–1.2 mm,4.5m	

Rating: 450A CO₂/Ar₂ mixed gases 60% duty cycle Wire Dia:0.8-1.2mm.


ITEM			PART NO.	
			3.5m	4.5m
HRTW450 Welding Torch	TWECO	Connection	HRTW450T-35	HRTW450T-45
HRTW450 Welding Torch	MILLER	Connection	HRTW450M-35	HRTW450M-45
HRTW450 Welding Torch	LINCOLN	Connection	HRTW450L-35	HRTW450L-45
HRTW450 Welding Torch	EURO	Connection	HRTW450E-35	HRTW450E-45
PART NO.	DESCRIPTION			
NOZZLE A				
HD24 Series	Nozzle			
CONTACT TIP B				
16S Series	Cu-E 0.9-2.4 Wire			
SPARE PARTS				
1.	HD54 Series	Diffuser		
2.	66J3	Insulator		
3.	HRTS64J45	45° Swan Neck		
	HRTS64J60	60° Swan Neck		
4.	HRTS64JNC	Conductor Tube Nut and Cap Ass'y		
5-1.	HR152	Gun Hanger		
5-2.	HRTWNO.4 HD.	Handle with Posts and Screws		
5-3.	HRELC94	Trigger		
5-4.	HREL96B	Switch		
6.	400	Cable Assembly		
7.	HRTS4SSR	Spring For Front Handle		
8.	HRTS4SSRR	Rear Cable Support		
9.	HR350174H	TWECO Connector Plug		
	HR350174LH	LINCOLN Connector Plug		
	HR350174MH	MILLER Connector Plug		
	HREU	EURO Connector Plug		
LINER				
10.	44-3545-15	Steel Liner 0.9-1.2mm,4.5m		
	44-116-15	Steel Liner 1.6mm,4.5m		

Rating: 200A CO₂ 150A Mixed Gas, Duty Cycle 60% Wire Diameter: 0.6–1.2mm.



ITEM	DESCRIPTION	PART NO.
------	-------------	----------

		3.5m 4.5m
HRTW2 Welding Torch, Euro Connector, HRTW2-35		HRTW2-45

NOZZLE A	
----------	--

PART NO.	DESCRIPTION
22-37-SS	Nozzle Tapered ϕ 9.5mm
22-50-SS	Nozzle Conical ϕ 12.7mm
22-62-SS	Nozzle Tapered ϕ 15.9mm

CONTACT TIP B	
---------------	--

PART NO.	DESCRIPTION
14-23	Contact Tip 1/4"-28UNF \times 0.6mm
14-30	Contact Tip 1/4"-28UNF \times 0.8mm
14-35	Contact Tip 1/4"-28UNF \times 0.9mm
14-40	Contact Tip 1/4"-28UNF \times 1.0mm
14-45	Contact Tip 1/4"-28UNF \times 1.2mm
14-52	Contact Tip 1/4"-28UNF \times 1.3mm
14-116	Contact Tip 1/4"-28UNF \times 1.6mm

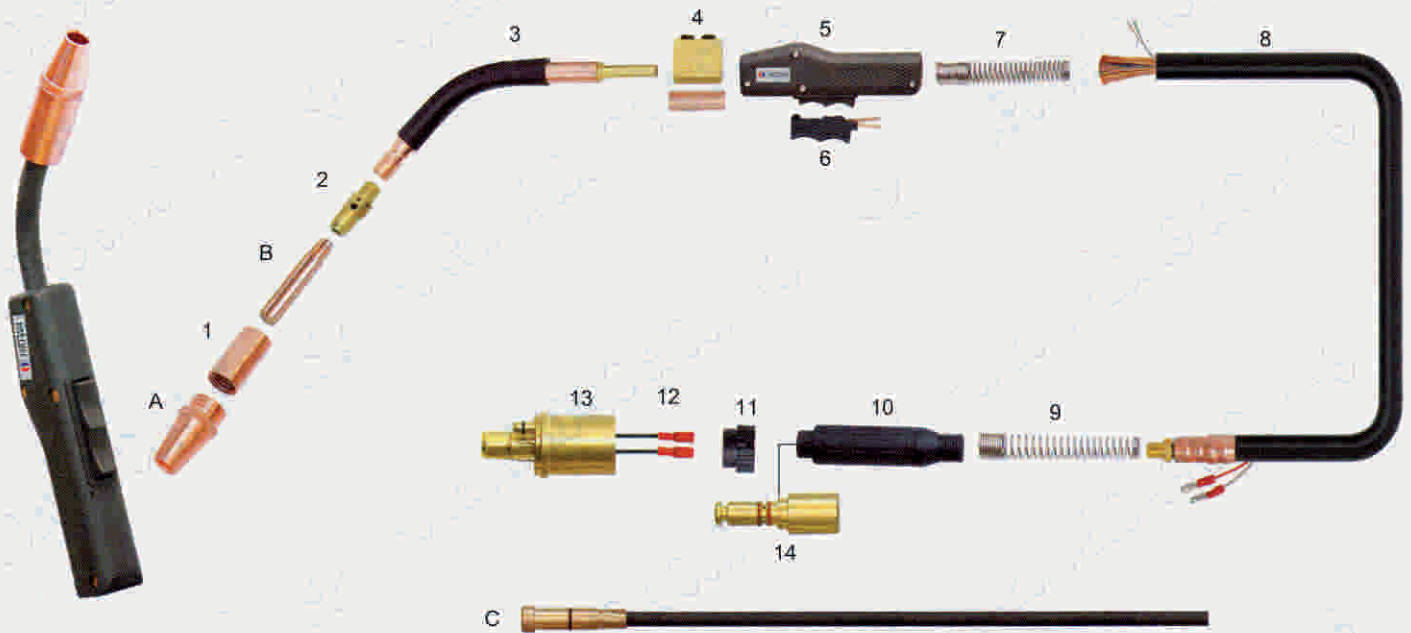
LINER C	
---------	--

PART NO.	DESCRIPTION
42-23-15	Black Steel Liner 0.6mm \times 4.9M
42-3035-15	Black Steel Liner 0.8–0.9mm \times 4.9M
42-3545-15	Black Steel Liner 0.9–1.2mm \times 4.9M
42-4045-15	Black Steel Liner 1.0–1.2mm \times 4.9M
42-3045-25	Black Steel Liner 0.8–0.9mm \times 7.9M
42-4045-25	Black Steel Liner 1.0–1.2mm \times 7.9M

SPARE PARTS	
-------------	--

PART NO	DESCRIPTION
1. 32	Insulator
2. 52	Gas Diffuser
3. 62A-45/60	Swan Neck
4. 102	Connection Block
5. 82	Front Handle
6. 92C	Switch
7. HRTW-201	Cable Support
8. HRTW-202	Cable Assy
9. HRTW-203	Spring For Rear Handle
10. HRTW-204	Rear Handle
11. HRTW-205	Rear Connector Nut
12. HRTW-206	Control Line Female
13. EC-TW	Euro Central Connector
14. 172	TW Central Connector

Rating; 400A CO₂ 350A Mixed Gas, Duty Cycle 60% Wire Diameter; 0.8–1.6mm.




ITEM	
DESCRIPTION	PART NO.
	3.5m 4.5m
HRTW4 Welding Torch, Euro Connector,	HRTW4-35 HRTW4-45

NOZZLE A	
PART NO.	DESCRIPTION
HRTW24CT-37-S	Nozzle Tapered $\phi 9.5\text{mm}$
HRTW24CT-50-S	Nozzle Conical $\phi 12.7\text{mm}$
HRTW24CT-62-S	Nozzle Conical $\phi 15.9\text{mm}$
HRTW24CT-75-S	Nozzle Cylindrical $\phi 19.1\text{mm}$

CONTACT TIP B	
PART NO.	DESCRIPTION
14-30	Contact Tip 1/4"-28UNF $\times 38 \times 0.8\text{mm}$
14-35	Contact Tip 1/4"-28UNF $\times 38 \times 0.9\text{mm}$
14-40	Contact Tip 1/4"-28UNF $\times 38 \times 1.0\text{mm}$
14-45	Contact Tip 1/4"-28UNF $\times 38 \times 1.2\text{mm}$
14-52	Contact Tip 1/4"-28UNF $\times 38 \times 1.3\text{mm}$
14-116	Contact Tip 1/4"-28UNF $\times 38 \times 1.6\text{mm}$

LINER C	
PART NO.	DESCRIPTION
44-3545-10	Black Steel Liner 0.9-1.2mm $\times 3.4\text{M}$
44-3545-15	Black Steel Liner 0.9-1.2mm $\times 4.9\text{M}$
44-116-10	Black Steel Liner 1.6mm $\times 3.4\text{M}$
44-116-15	Black Steel Liner 1.6mm $\times 4.9\text{M}$
44-564-10	Black Steel Liner 2.0mm $\times 3.4\text{M}$
44-564-15	Black Steel Liner 2.0mm $\times 4.9\text{M}$


SPARE PARTS	
PART NO	DESCRIPTION
1. 34CT	Nozzle Insulated
2. 54A	Gas Diffuser
3. 64A-45/60	Swan Neck
4. 104	Connection Block
5. 84A	Front Handle
6. 94R	Switch
7. HRTW-401	Spring For Front Handle
8. HRTW-402	Cable Assy
9. HRTW-403	Spring For Rear Handle
10. HRTW-404	Rear Handle
11. HRTW-405	Rear Connector Nut
12. HRTW-406	Control Line Female
13. EC-TW	Euro Central Connector
14. 172	TW Central Connector

Rating: 350A,450A,550A; Duty Cycle 60%; Wire Diameter:0.6–1.6mm


Parts List				
	350A	450A	550A	DESCRIPTION
1	STANDARD NOZZLE			
	401-40-38	401-40-38	401-40-38	Tapered Nozzle-Bore 10mm(Brass)
	401-4-38	401-4-38	401-4-38	10mm Bore
	401-4-50	401-4-50	401-4-50	13mm Bore
	401-4-62	401-4-62	401-4-62	15mm Bore
	401-4-75	401-4-75	401-4-75	19mm Bore
	HEAVY-DUTY NOZZLE			
	401-5-62	401-5-62	401-5-62	13mm Bore
	401-5-75	401-5-75	401-5-75	15mm Bore
	401-6-50	401-6-50	401-6-50	13mm Bore
	401-6-62	401-6-62	401-6-62	15mm Bore
	401-6-75	401-6-75	401-6-75	19mm Bore
	401-7-62	401-7-62	401-7-62	16mm Bore,Brass
	401-7-87	401-7-87	401-7-87	22mm Bore,Brass
2	STANDARD CONTACT TIP			
	403-XX	403-XX		OD6.3x34 for 0.6–1.6 Wire
	403-2-XX	403-2-XX		OD6.3x34 for 0.6–1.6 Wire,Tapered
	403-1-XX	403-1-XX	403-1-XX	HEAVY-DUTY CONTACT TIP
	403-3-XX	403-3-XX	403-3-XX	OD8x34 for 0.6–1.6Wire
3	404-3	404-3	404-3	OD8x34 for 0.6–1.6 Wire,Tapered
4	GAS DIFFUSER			Heavy Duty retaining head
	404	404	404	Standard Gas Diffuser
	404-1	404-1	404-1	Heavy Duty Gas Diffuser
5	402-3	402-3	402-3	Nozzle Retainer
6	402-5	402-5	402-5	Heavy Duty Shock Washer
7	GOOSENECK			
	305-22	405-22	505-22	22° Degree
	305-45	405-45	505-45	45° Degree
	305-60	405-60	505-60	60° Degree
8				Gooseneck Attachment
9	308	408	408	Connector Cone
10	409	409	509	Cone Nut
11				Cable Assembly
12				Switch Lead Connector
13	410	410	410	Handle/Spring Assembly
14	411-1	411-1	411-1	Switch
15	411-2	411-2	411-2	Switch House with Screws
16	425-20	425-20	425-20	Central Connector
17				Rear Handle
18	425-2	425-2	425-2	Connector Nut
19	415-35	415-35	415-35	Steel Liner
	415-116	415-116	415-116	Steel Liner



Rating: 300A CO₂ 200A Mixed Gas, Duty Cycle 60% Wire Dia:0.8–1.2mm



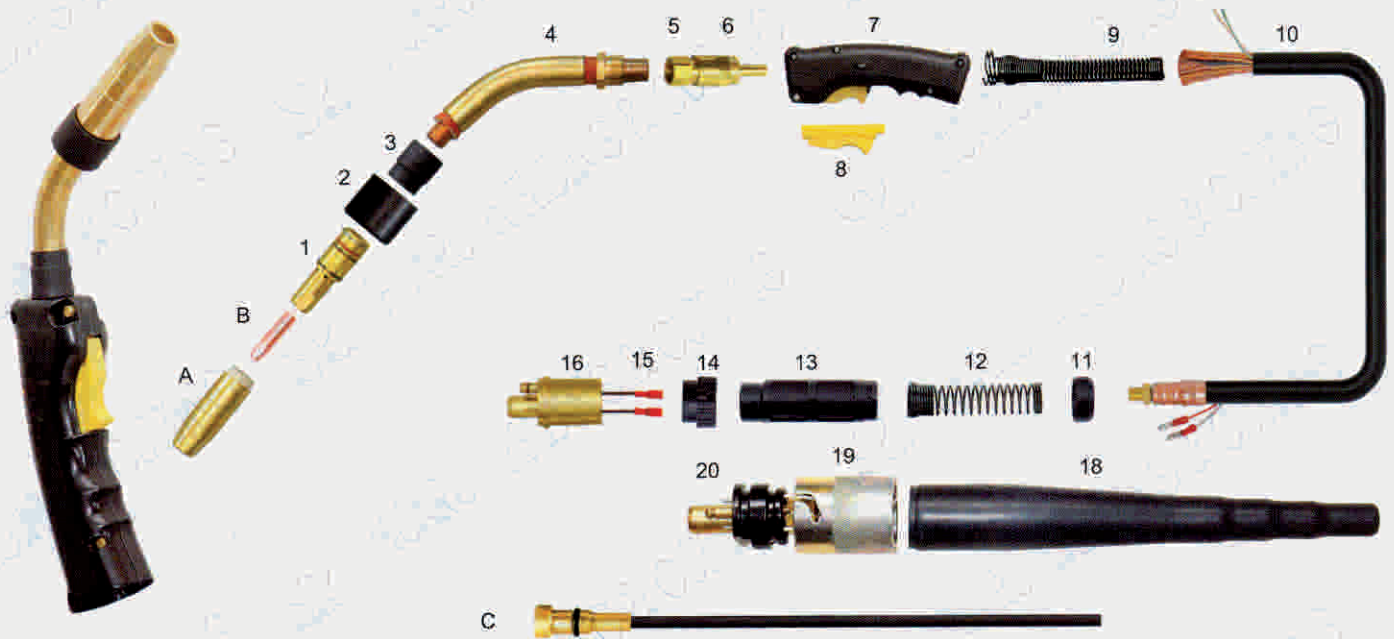
ITEM	
NAME	PART NO.
	3.5m 4.5m
HRBN300 Welding Torch Euro Connector	HRBN3001–35 HRBN3001–45
HRBN300 Welding Torch Bernard Connector	HRBN3002–35 HRBN3002–45

NOZZLE A	
PART NO.	DESCRIPTION
A4391	Nozzle Conical ϕ 16mm, Brass
A4392	Nozzle Tapered ϕ 13mm, Brass

CONTACT TIP B	
PART NO.	DESCRIPTION
B7497	Cu–E 32 \times 0.6mm
B7488	Cu–E 32 \times 0.8mm
B7489	Cu–E 32 \times 0.9mm
B7496	Cu–E 32 \times 1.0mm
B7490	Cu–E 32 \times 1.2mm

LINER C	
PART NO.	DESCRIPTION
C43015	Black Steel Liner 0.6–0.8mm \times 5M, Out Dia4.1/1.3
C43115	Black Steel Liner 0.8–1.2mm \times 5M, Out Dia4.0/1.6
C1501	Blue Steel Liner 0.6–0.9mm \times 5M, Out Dia4.1/1.3
C1506	Red Steel Liner 1.0–1.2mm \times 5M, Out Dia4.1/1.3
C4004	Green Steel Liner 2.0–2.4mm \times 3M, Out Dia4.8/3.2
C4005	Green Steel Liner 2.0–2.4mm \times 4M, Out Dia4.8/3.2
C4006	Green Steel Liner 2.0–2.4mm \times 5M, Out Dia4.8/3.2

SPARE PARTS	
PART NO.	DESCRIPTION
1. D4335	Tip Holder
2. D4323R	Cap
3. D4780	Insulator For Hexagonal Nut
4. D4786	Swan Neck
5. D4213B	End Fitting
6. D4305	Cone Nut
7. D1780006	Front Handle
8. D5662	Trigger
9. BN–S	Spring For Front Handle
10. 36mm ²	MIG Cable Set
11. D1511	Lock Nut For Rear Handle
12. D1512	Spring For Rear Handle
13. D1513	Rear Handle
14. D1514	Rear Connector Nut
15. D1515	Spring Pin
16. DBN–17	Bernard Central Connector
17. DBN–18	Rear Handle
18. DBN–19	Lock Nut
19. DBN–20	O–Connector

Rating: 350A CO₂ 250A Mixed Gas, Duty Cycle 60% Wire Dia:0.8–1.6mm


ITEM	
NAME	PART NO.
	3.5m 4.5m
HRBN350 Welding Torch Euro Connector	HRBN3501–35 HRBN3501–45
HRBN350 Welding Torch Bernard Connector	HRBN3502–35 HRBN3502–45

NOZZLE A	
PART NO.	DESCRIPTION
A4491	Nozzle Conical ϕ 19mm, Brass
A4492	Nozzle Tapered ϕ 14mm, Brass

CONTACT TIP B	
PART NO.	DESCRIPTION
B7497	Cu–E 32 \times 0.6mm
B7488	Cu–E 32 \times 0.8mm
B7489	Cu–E 32 \times 0.9mm
B7496	Cu–E 32 \times 1.0mm
B7490	Cu–E 32 \times 1.2mm

LINER C	
PART NO.	DESCRIPTION
C43015	Black Steel Liner 0.6–0.8mm \times 5M, Out Dia4.1/1.3
C44115	Black Steel Liner 0.8–1.2mm \times 5M, Out Dia4.8/1.6
C44215	Black Steel Liner 1.2–1.6mm \times 5M, Out Dia4.8/2.0
C1506	Blue Steel Liner 0.6–0.9mm \times 5M, Out Dia4.1/1.3
C2503	Yellow Steel Liner 1.0–1.2mm \times 5M, Out Dia4.0/1.6
C4003	Yellow Steel Liner 1.6mm \times 5M, Out Dia4.6/2.0

SPARE PARTS	
PART NO.	DESCRIPTION
1. D4435	Tip Holder
2. D4423	Cap
3. D4780	Insulator For Hexagonal Nut
4. D4790	Swan Neck
5. D4213B	End Fitting
6. D4305	Cone Nut
7. D1780006	Front Handle
8. D5662	Trigger
9. BN–S	Spring For Front Handle
10. 40mm ²	MIG Cable Set
11. D1511	Lock Nut For Rear Handle
12. D1512	Spring For Rear Handle
13. D1513	Rear Handle
14. D1514	Rear Connector Nut
15. D1515	Spring Pin
16. DBN–17	Bernard Central Connector
17. DBN–18	Rear Handle
18. DBN–19	Lock Nut
19. DBN–20	O–Connector

Rating: 240A CO₂/200A MIX ; Duty Cycle:60%; Wire DIA:0.8-1.2mm

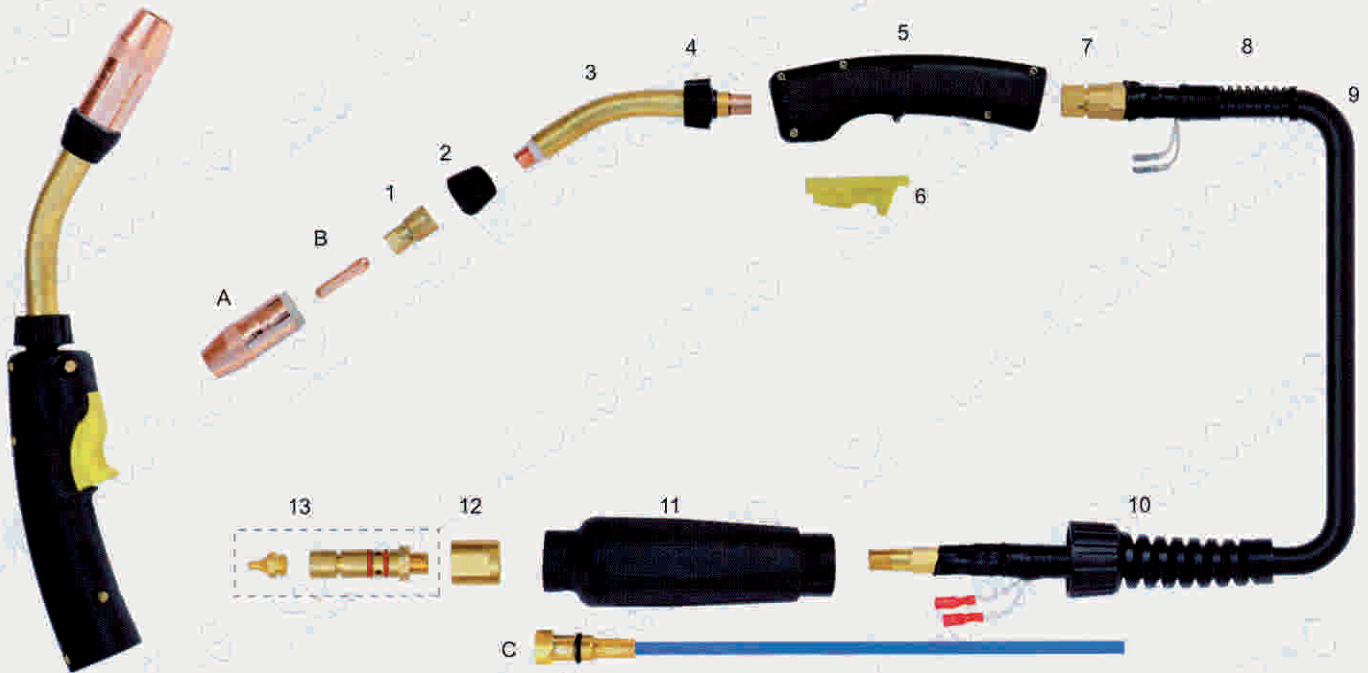

ITEM				
PART NO.	DESCRIPTION			
		3m	4.5m	
HRBN Q200 Welding Torch	EURO	HRBN Q200E-30	HRBN Q200E-45	
HRBN Q200 Welding Torch	Miller	HRBN Q200M-30	HRBN Q200M-45	
HRBN Q200 Welding Torch	Tweco	HRBN Q200T-30	HRBN Q200T-45	
HRBN Q200 Welding Torch	Lincoln	HRBN Q200L-30	HRBN Q200L-45	

NOZZLE A	
PART NO.	DESCRIPTION
NS-5818C	Nozzle ϕ 15.8 Copper STD.
NS-5818B	Nozzle ϕ 15.8 Brass

CONTACT TIP B	
PART NO.	DESCRIPTION
T-030	Cu-E 0.8mm
T-035	Cu-E 0.9mm
T-039	Cu-E 1.0mm
T-045	Cu-E 1.2mm

LINER C	
PART NO.	DESCRIPTION
43110	Steel Liner 0.8-1.2mm,3m
43115	Steel Liner 1.0-1.2mm,4.5m

SPARE PARTS	
PART NO.	DESCRIPTION
1.	DS-1 Tip Holder
2.	4323R Insulator
3.	QT2-45 Swan Neck
4.	HR 4305 Torch Body Nut
5.	HR1880155 Front Handle with Screws
6.	HR5662 Switch, Yellow
7.	HR 4213B Torch Body
8.	HR2520042 Front Support Spring
9.	HRBN Q200CB BN Q200 Cable Assembly
10.	HR2520033 Rear Lock Nut
11.	HR2520073 Rear Handle
12.	HR1010027 Adapter Block
13.	HR1199M MILLER Direct Plug Kit
13a.	HR1199L LINCOLN Direct Plug Kit
13b.	HR1199T4 TWECO.4 Direct Plug Kit

Rating: 370A CO₂/310A MIX ; Duty Cycle:60%; Wire DIA:0.8-1.6mm

ITEM

PART NO.	DESCRIPTION
	3m 4.5m
HRBN Q300 Welding Torch	EURO HRBN Q300E-30 HRBN Q300E-45
HRBN Q300 Welding Torch	Miller HRBN Q300M-30 HRBN Q300M-45
HRBN Q300 Welding Torch	Tweco HRBN Q300T-30 HRBN Q300T-45
HRBN Q300 Welding Torch	Lincoln HRBN Q300L-30 HRBN Q300L-45

NOZZLE A

PART NO.	DESCRIPTION
N-5818C	Nozzle ϕ 15,8 Copper STD.
N-5818B	Nozzle ϕ 15,8 Brass

CONTACT TIP B

PART NO.	DESCRIPTION
T-030	Cu-E 0.8mm
T-035	Cu-E 0.9mm
T-039	Cu-E 1.0mm
T-045	Cu-E 1.2mm

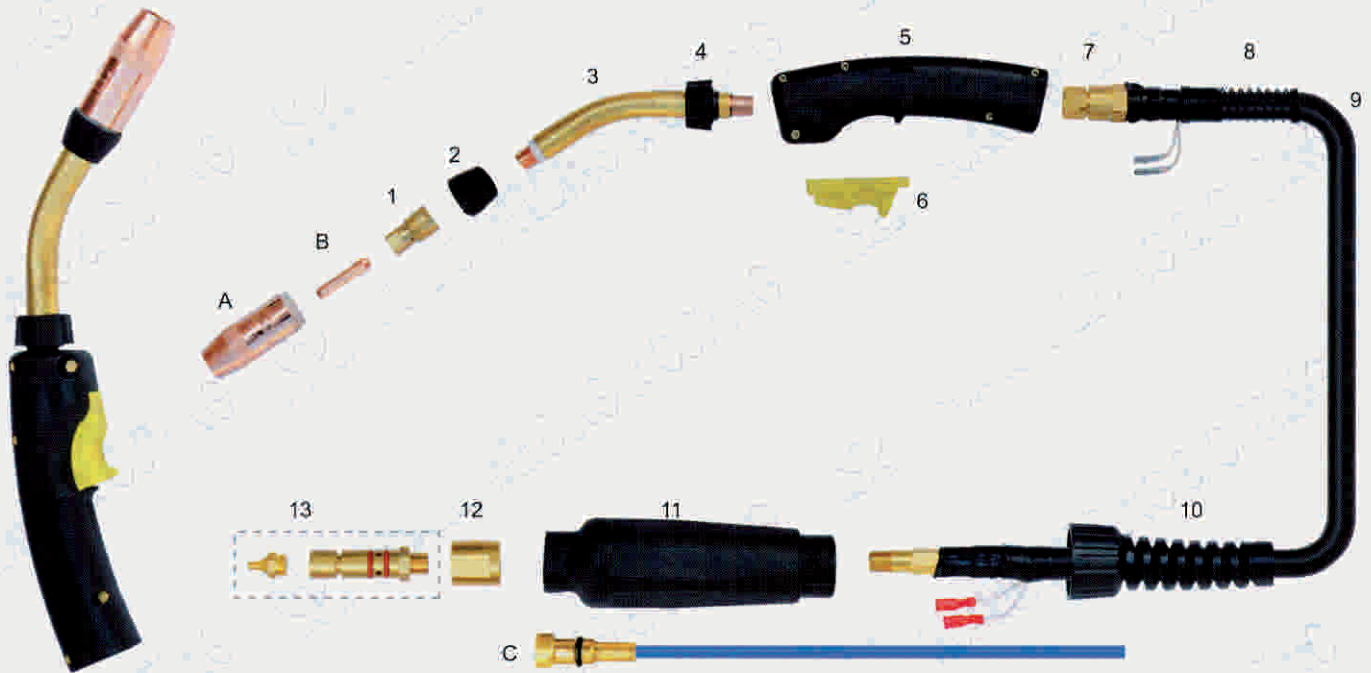
LINER C

PART NO.	DESCRIPTION
43110	Steel Liner 0.8-1.2mm,3m
43115	Steel Liner 1.0-1.2mm,4.5m

SPARE PARTS

PART NO.	DESCRIPTION
1. D-1	Tip Holder
2. 10012	Insulator
3. QT3-45	Swan Neck
4. HR 4305	Torch Body Nut
5. HR1880155	Front Handle with Screws
6. HR5662	Switch, Yellow
7. HR 4213B	Torch Body
8. HR2520042	Front Support Spring
9. HRBN Q300CB	BN Q300 Cable Assembly
10. HR2520033	Rear Lock Nut
11. HR2520073	Rear Handle
12. HR1010027	Adapter Block
13. HR1199M	MILLER Direct Plug Kit
13a. HR1199L	LINCOLN Direct Plug Kit
13b. HR1199T4	TWECO 4 Direct Plug Kit

Rating: 420A CO₂/350A MIX ; Duty Cycle:60%; Wire DIA:0.8-1.6mm



ITEM

PART NO.	DESCRIPTION
	3m 4.5m
HRBN Q400 Welding Torch	EURO HRBN Q400E-30 HRBN Q400E-45
HRBN Q400 Welding Torch	Miller HRBN Q400M-30 HRBN Q400M-45
HRBN Q400 Welding Torch	Tweco HRBN Q400T-30 HRBN Q400T-45
HRBN Q400 Welding Torch	Lincoln HRBN Q400L-30 HRBN Q400L-45

NOZZLE A

PART NO.	DESCRIPTION
N-5818C	Nozzle ϕ 15.8 Copper STD.
N-5818B	Nozzle ϕ 15.8 Brass

CONTACT TIP B

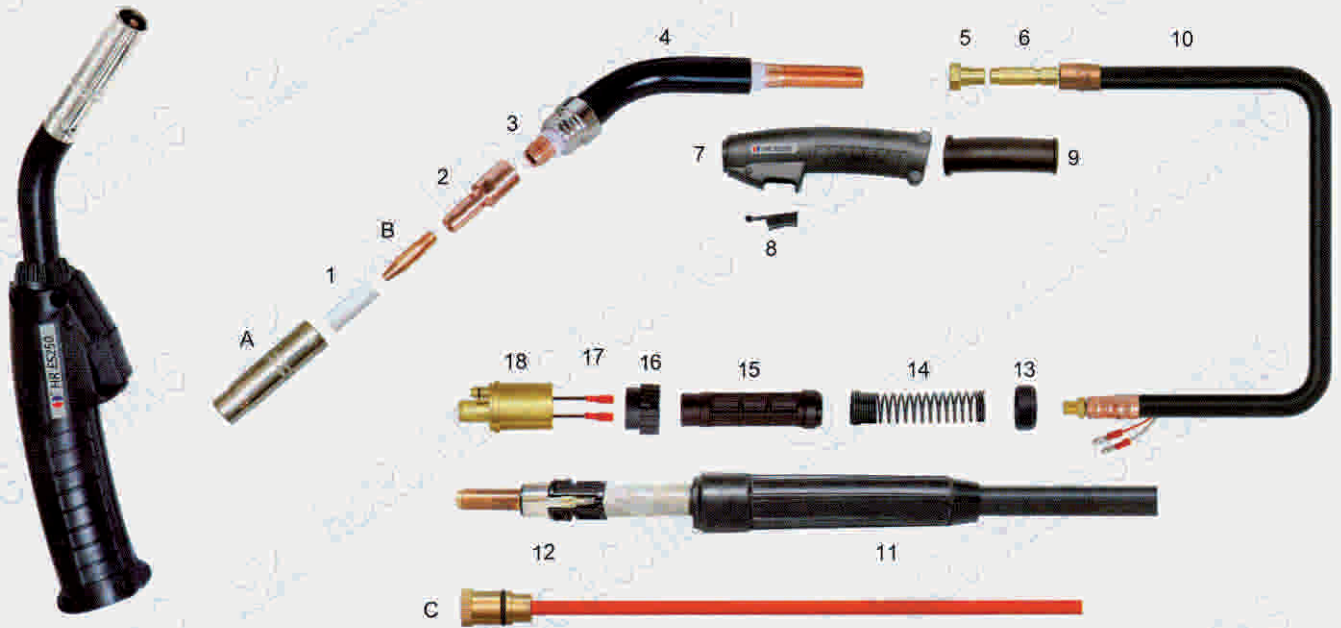
PART NO.	DESCRIPTION
T-030	Cu-E 0.8mm
T-035	Cu-E 0.9mm
T-039	Cu-E 1.0mm
T-045	Cu-E 1.2mm
T-052	Cu-E 1.4mm
T-062	Cu-E 1.6mm

LINER C

PART NO.	DESCRIPTION
44110	Steel Liner 1.2-1.6mm, 3m
44115	Steel Liner 1.2-1.6mm, 4.5m

SPARE PARTS

PART NO.	DESCRIPTION
1. D-1	Tip Holder
2. 10012	Insulator
3. QT3-45	Swan Neck
4. HR1540003	Torch Body Nut
5. HR1880198	Front Handle with Screws
6. HR5662	Switch, Yellow
7. HR 4313B	Torch Body
8. HR2520042	Front Support Spring
9. HRBN Q400CB	BN Q400 Cable Assembly
10. HR2520033	Rear Lock Nut
11. HR2520041	Rear Handle
12. HR1010027	Adapter Block
13. HR1199M	MILLER Direct Plug Kit
13a. HR1199L	LINCOLN Direct Plug Kit
13b. HR1199T4	TWECO 4 Direct Plug Kit

Rating: 250A CO₂ 220A Mixed Gas, Duty Cycle 60% Wire Dia:0.8–1.2mm

ITEM

NAME	PART NO.	
	3m	4.5m
HRES250 Welding Torch Euro Connector	HRES25001-30	HRES25001-45
HRES250 Welding Torch ESAB Connector	HRES25002-30	HRES25002-45

NOZZLE A

PART NO.	DESCRIPTION
A366-854-881	Nozzle ϕ 14mm
A366-946-881	Nozzle ϕ 12mm

CONTACT TIP B

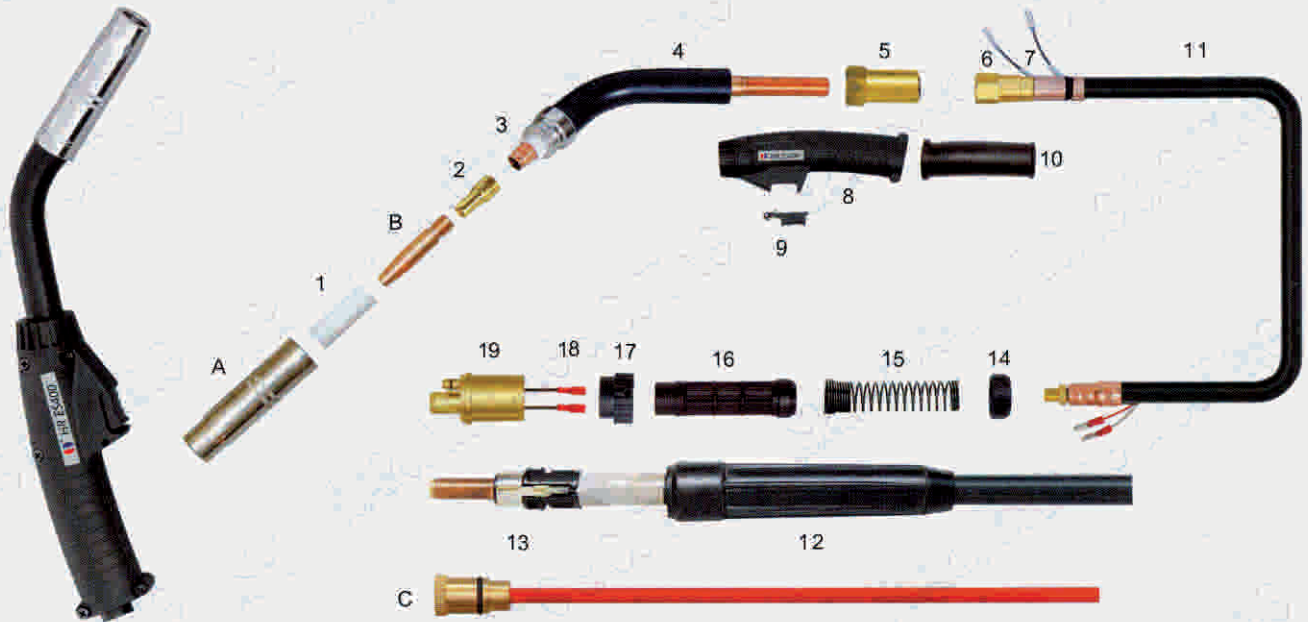
PART NO.	DESCRIPTION
B153-500-001	Cu-E M6 \times 30 \times 0.6mm
B153-500-002	Cu-E M6 \times 30 \times 0.8mm
B153-500-003	Cu-E M6 \times 30 \times 0.9mm
B153-500-004	Cu-E M6 \times 30 \times 1.0mm
B153-500-005	Cu-E M6 \times 30 \times 1.2mm

LINER C

PART NO.	DESCRIPTION
C366-549-882-B	Steel Liner 0.6–0.8mm \times 3M
C366-549-883-B	Steel Liner 0.6–0.8mm \times 4.5M
C366-549-884 Steel	Liner 0.9–1.0mm \times 3M
C366-549-885 Steel	Liner 0.9–1.0mm \times 4.5M
C366-549-886 Steel	Liner 1.2mm \times 3M
C366-549-887 Steel	Liner 1.2mm \times 4.5M

SPARE PARTS

PART NO.	DESCRIPTION
1. D366-396-002	Nozzle Insulator
2. D366-314-001	Gas Diffuser
3. D366-397-001	Diffuser Insulation
4. D366-315-880	Swan Neck
5. DES25001	Body
6. DES25003	Front Cable Connector
7. DES25004	Front Handle
8. DES25005	Switch
9.	Front Cable Support
10. DES25006	Cable Assy
11. DES25007	Rear Handle
12. DES25008	Esab Central Connector
13. D1511	Lock Nut For Rear Handle
14. D1512	Spring For Rear Handle
15. D1513	Rear Handle
16. D1514	Rear Connector Nut
17. D1515	Spring Pin
18. D1516	Euro Central Connector

Rating: 400A CO₂ 350A Mixed Gas, Duty Cycle 60% Wire Dia:0.8–1.4mm

ITEM

NAME	PART NO.
	3m 4.5m
HRES400 Welding Torch Euro Connector	HRES40001-30 HRES40001-45
HRES400 Welding Torch ESAB Connector	HRES40002-30 HRES40002-45

NOZZLE A

PART NO.	DESCRIPTION
A366-854-883	Nozzle ϕ 17mm

CONTACT TIP B


PART NO.	DESCRIPTION
B468-502-003	Cu-E M8 \times 37 \times 0.8mm
B468-502-004	Cu-E M8 \times 37 \times 0.9mm
B468-502-005	Cu-E M8 \times 37 \times 1.0mm
B468-502-007	Cu-E M8 \times 37 \times 1.2mm
B468-502-008	Cu-E M8 \times 37 \times 1.4mm
B468-502-009	Cu-E M8 \times 37 \times 1.6mm

LINER C

PART NO.	DESCRIPTION
C366-549-884-B	Steel Liner 0.9–1.0mm \times 3M
C366-549-885-B	Steel Liner 0.9–1.0mm \times 4.5M
C366-549-886-B	Steel Liner 1.2mm \times 3M
C366-549-887-B	Steel Liner 1.2mm \times 4.5M
C366-549-890-B	Steel Liner 1.6mm \times 3M
C366-549-891-B	Steel Liner 1.6mm \times 4.5M

SPARE PARTS

PART NO.	DESCRIPTION
1. D366-396-004	Nozzle Insulator
2. D366-394-002	Gas Diffuser
3. D366-397-002	Diffuser Insulation
4. D366-389-880	Swan Neck
5. DES50001	Body
6. DES50002	Body
7. DES50003	Front Cable Connector
8. DES50004	Front Handle
9. DES25005	Switch
10.	Front Cable Support
11. DES50006	Cable Assy
12. DES25007	Rear Handle
13. DES25008	Esab Central Connector
14. D1511	Lock Nut For Rear Handle
15. D1512	Spring For Rear Handle
16. D1513	Rear Handle
17. D1514 500.0213	Rear Connector Nut
18. D1515	Spring Pin
19. D1516 501.0003	Euro Central Connector

Rating: 500A CO₂ 400A Mixed Gas, Duty Cycle 60% Wire Dia:1.0–1.6mm


ITEM	
NAME	PART NO.
	3m 4.5m
HRES500 Welding Torch Euro Connector	HRES50001-30 HRES50001-45
HRES500 Welding Torch ESAB Connector	HRES50002-30 HRES50002-45

NOZZLE A

PART NO.	DESCRIPTION
A366-854-884	Nozzle Tapered ϕ 18mm

CONTACT TIP B

PART NO.	DESCRIPTION
B153-502-001	Cu-E M8×40×0.9mm
B153-502-002	Cu-E M8×40×1.0mm
B153-502-003	Cu-E M8×40×1.2mm
B153-502-004	Cu-E M8×40×1.4mm
B153-502-005	Cu-E M8×40×1.6mm
B153-502-006	Cu-E M8×40×2.0mm

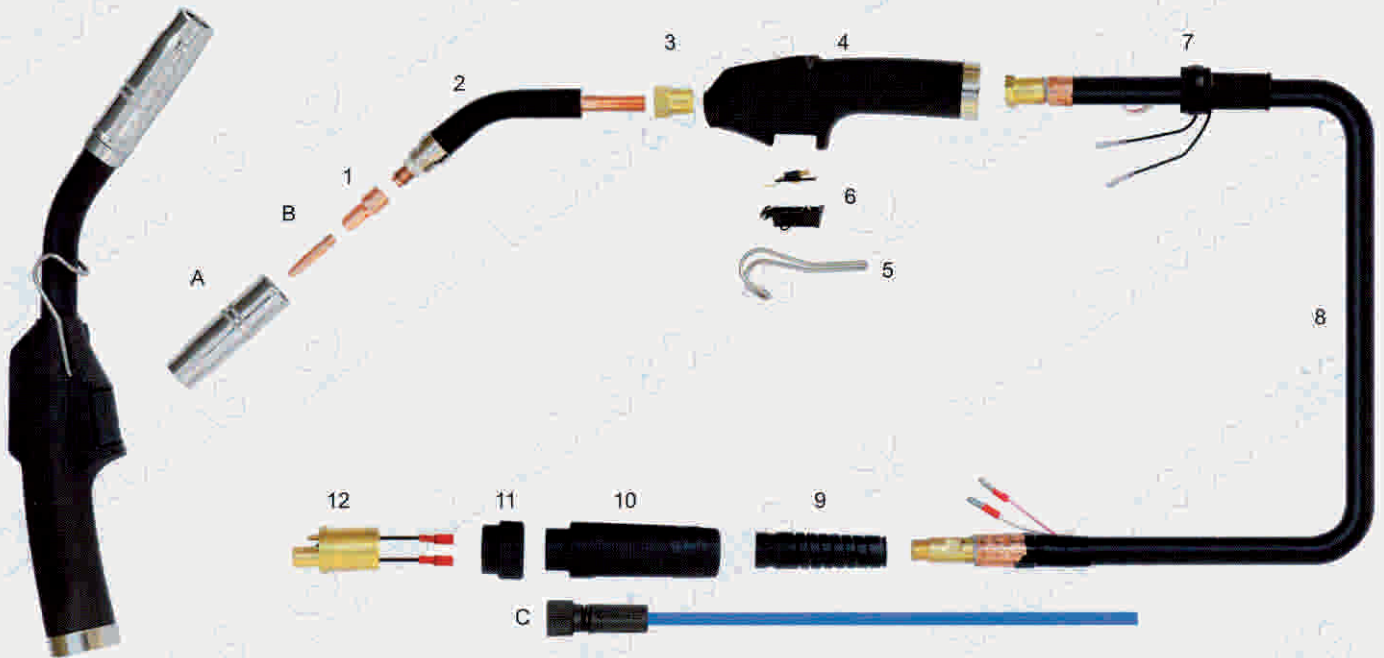
LINER C

PART NO.	DESCRIPTION
C366-549-884-B	Steel Liner 0.9-1.0mm × 3M
C366-549-885-B	Steel Liner 0.9-1.0mm × 4.5M
C366-549-886-B	Steel Liner 1.2mm × 3M
C366-549-887-B	Steel Liner 1.2mm × 4.5M
C366-549-890-B	Steel Liner 1.6mm × 3M
C366-549-891-B	Steel Liner 1.6mm × 4.5M

SPARE PARTS

PART NO.	DESCRIPTION
1. D366-396-005	Nozzle Insulator
2. D366-395-001	Gas Diffuser
3. D366-397-003	Diffuser Insulation
4. D366-390-880	Swan Neck
5. DES50001	Body
6. DES5003	Front Cable Connector
7. DES50004	Front Handle
8. DES25005	Switch
9.	Front Cable Support
10. DES50006	Cable Assy
11. DES25007	Rear Handle
12. DES25008	Esab Central Connector
13. D1511	Lock Nut For Rear Handle
14. D1512	Spring For Rear Handle
15. D1513	Rear Handle
16. D1514 500.0213	Rear Connector Nut
17. D1515	Spring Pin
18. D1516 501.0003	Euro Central Connector

Rating: 380A CO₂/3250A MIX ; Duty Cycle: 60%; Wire DIA:0.8–1.6mm



ITEM	
PART NO.	DESCRIPTION
	3m 4,5m
HRPSF 405 Welding Torch, EURO Connector, HR PSF 405-30	HRPSF 405-45


NOZZLE A	
PART NO.	DESCRIPTION
HR458 464 883	Nozzle φ17 STD.
HR458 465 883	Nozzle φ15

CONTACT TIP B	
PART NO.	DESCRIPTION
HR0468 502 003	Cu-E M8×37×0.8mm
HR0468 502 004	Cu-E M8×37×0.9mm
HR0468 502 005	Cu-E M8×37×1.0mm
HR0468 502 007	Cu-E M8×37×1.2mm
HR0468 502 008	Cu-E M8×37×1.4mm
HR0468 502 009	Cu-E M8×37×1.6mm

LINER C	
PART NO.	DESCRIPTION
HR0366 549 886	Steel Liner 1.0–1.2mm,3m
HR0366 549 887	Steel Liner 1.0–1.2mm,4,5m

SPARE PARTS		
PART NO.		DESCRIPTION
1.	HR0366 394 002	Gas Diffuser M8
2.	HR0366 389 880	Swan Neck
3.	HRPSF405001	Torch Body
4.	HR0458 440 881	Front Handle
5.	HR0458 445 001	Hook
6.	HR0369 611 880 / HR0458 810 880	Micro Switch and Trigger
7.	HRPSF405002	Front Cable Support
8.	HRPSF405003	Cable Assembly
9.	HRPSF405004	Rear Cable Support
10.	HRPSF405005	Rear Handle
11.	500.0213	Rear Connector Nut
12.	HR PSF405006	Esab Euro Connector

Rating: 400A CO₂/350A MIX ; Duty Cycle: 100%; Wire DIA: 0.8–1.6mm



ITEM	
PART NO.	DESCRIPTION
	3m 4.5m
HRPSF 410W Welding Torch, EURO Connector, HR PSF 410W-30	HRPSF 410W-45


NOZZLE A	
PART NO.	DESCRIPTION
HR0458 464 882	Nozzle ϕ 16 STD.
HR0458 465 882	Nozzle ϕ 14

CONTACT TIP B	
PART NO.	DESCRIPTION
HR0468 502 003	Cu-E M8×37×0.8mm
HR0468 502 004	Cu-E M8×37×0.9mm
HR0468 502 005	Cu-E M8×37×1.0mm
HR0468 502 007	Cu-E M8×37×1.2mm
HR0468 502 008	Cu-E M8×37×1.4mm
HR0468 502 009	Cu-E M8×37×1.6mm

LINER C	
PART NO.	DESCRIPTION
HR0366 549 886	Steel Liner 1.0–1.2mm, 3m
HR0366 549 887	Steel Liner 1.0–1.2mm, 4.5m

SPARE PARTS		
PART NO.		DESCRIPTION
1.	HR0366 394 002	Gas Diffuser
2.	HR0458 403 881	Swan Neck
3.	HR0458 440 881	Front Handle
4.	HR0369 611 880 HR0458 810 880	Micro Switch and Trigger
5.	HR0458 445 001	Hook
6.	HR0459 691 880	Front Ball Joint
7.	Front Cable	Support Spring
8.	HRPSF510W001	Cable Assembly
9.	D50111	Rear Cable Support Spring
10.	D50112	Lock Nut For Rear Handle
11.	D50112	Rear Handle
12.	500.0213	Rear Connector Nut
13.	HR 0700 200 153	ESAB Euro Connector Water-Cool

Rating: 500A CO₂/440A MIX ; Duty Cycle: 100%; Wire DIA:1.0-2.4mm



ITEM	DESCRIPTION
PART NO.	DESCRIPTION
	3m 4.5m
HRPSF 510W Welding Torch, EURO Connector, HR PSF 510W-30	HRPSF 510W-45

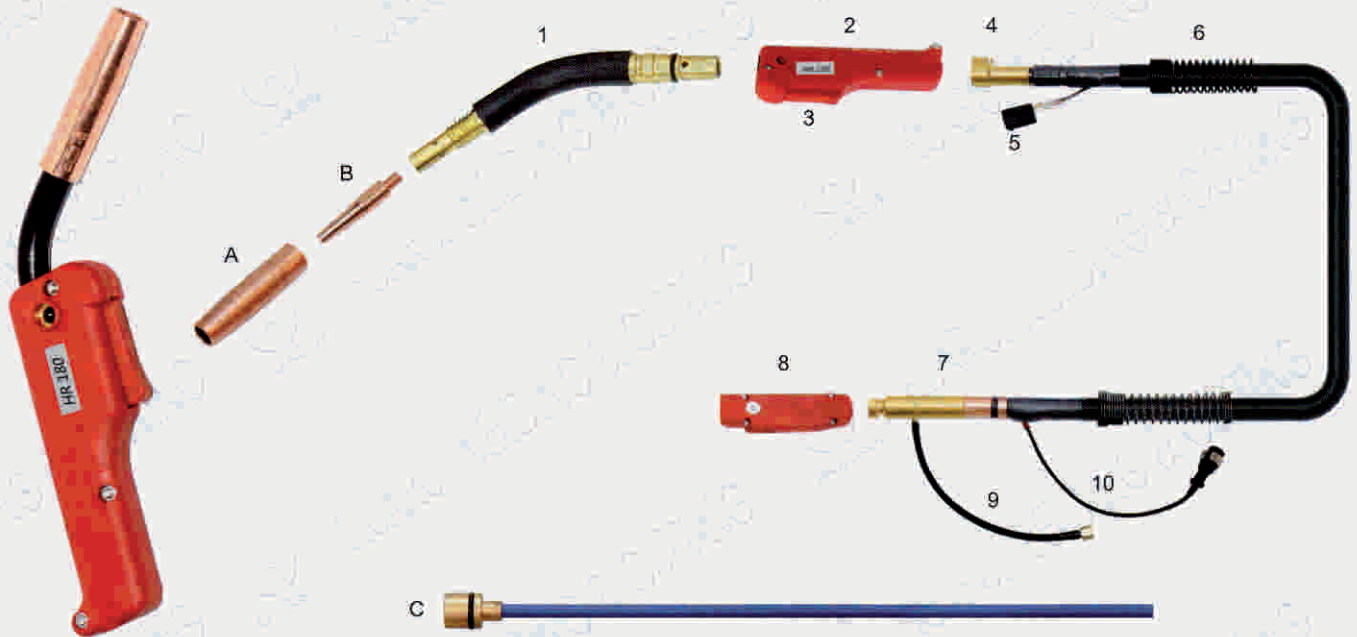
NOZZLE A	
PART NO.	DESCRIPTION
HR0458 464 883	Nozzle $\phi 17$ STD.
HR0458 465 883	Nozzle $\phi 15$

CONTACT TIP B	
PART NO.	DESCRIPTION
HR0468 502 003	Cu-E M8×37×0.8mm
HR0468 502 004	Cu-E M8×37×0.9mm
HR0468 502 005	Cu-E M8×37×1.0mm
HR0468 502 007	Cu-E M8×37×1.2mm
HR0468 502 008	Cu-E M8×37×1.4mm
HR0468 502 009	Cu-E M8×37×1.6mm

LINER C	
PART NO.	DESCRIPTION
HR0366 549 886	Steel Liner 1.0-1.2mm, 3m
HR0366 549 887	Steel Liner 1.0-1.2mm, 4.5m

SPARE PARTS		
PART NO.		DESCRIPTION
1.	HR0366 394 002	Gas Diffuser
2.	HR0458 403 882	Swan Neck
3.	HR0458 440 881	Front Handle
4.	HR0369 611 880 HR0458 810 880	Micro Switch and Trigger
5.	HR0458 445 001	Hook
6.	HR0459 691 880	Front Ball Joint
7.	Front Cable	Support Spring
8.	HRPSF510W001	Cable Assembly
9.	D50111	Rear Cable Support
10.	D50112	Lock Nut For Rear Handle
11.	D50112	Rear Handle
12.	500.0213	Rear Connector Nut
13.	HR 0700 200 153	ESAB Euro Connector Water-Cool

Rating: 180A CO₂ 150A Mixed Gas, Duty Cycle 60% Wire Diameter: 0.6–1.0mm.


ITEM

DESCRIPTION	PART NO.
	3.0m 4.0m 5.0m
HR180 Welding Torch, Euro Connector, HRI800-3 HRI800-4 HRI800-5	

NOZZLE A

PART NO.	DESCRIPTION
A 18001	Nozzle Cylindrical
A 18002	Nozzle Conical

CONTACT TIP B

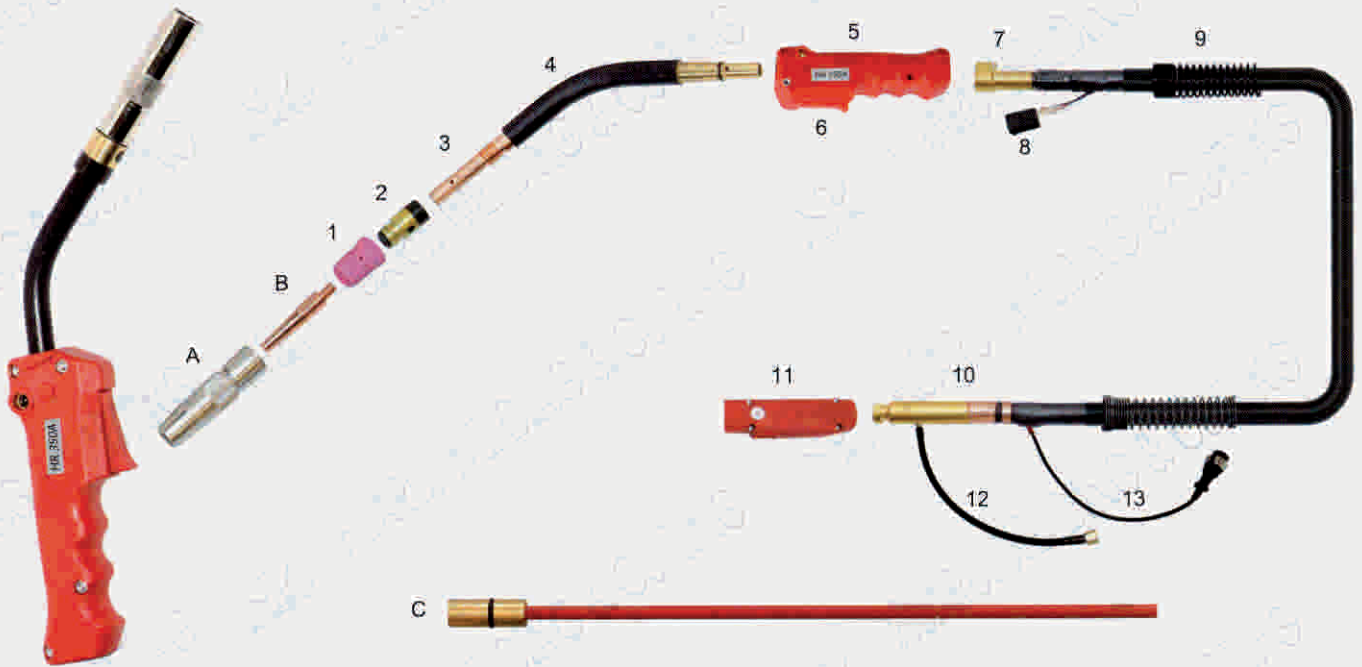
PART NO.	DESCRIPTION
B18001	Contact Tip E-CU M6×45×0.6mm
B18002	Contact Tip E-CU M6×45×0.8mm
B18003	Contact Tip E-CU M6×45×0.9mm
B18004	Contact Tip E-CU M6×45×1.0mm

LINER C

PART NO.	DESCRIPTION
C18001	Blue Steel Liner 0.8–1.0mm×3M 4.1/1.3
C18002	Red Steel Liner 0.8–1.0mm×4M 4.1/1.3
C18003	Red Steel Liner 0.8–1.0mm×5M 4.1/1.3

SPARE PARTS

PART NO	DESCRIPTION
1. D18001	Swan Neck
2. D18002	Front Handle
3. D18003	Trigger
4. D18004	Front Torch Body
5. D18005	Micro Switch
6. D18006	Cable Assy
7. D18007	Rear Torch Body
8. D18008	Rear Handle
9. D18009	Hose With Connector
10. D18010	Controllable Connector

Rating: 350A CO₂ 320A Mixed Gas, Duty Cycle 60% Wire Diameter: 1.0–1.4mm


ITEM			
DESCRIPTION	PART NO.		
	3.0m	4.0m	5.0m
HR350 Welding Torch, Euro Connector, HR3500-3	HR3500-4	HR3500-5	

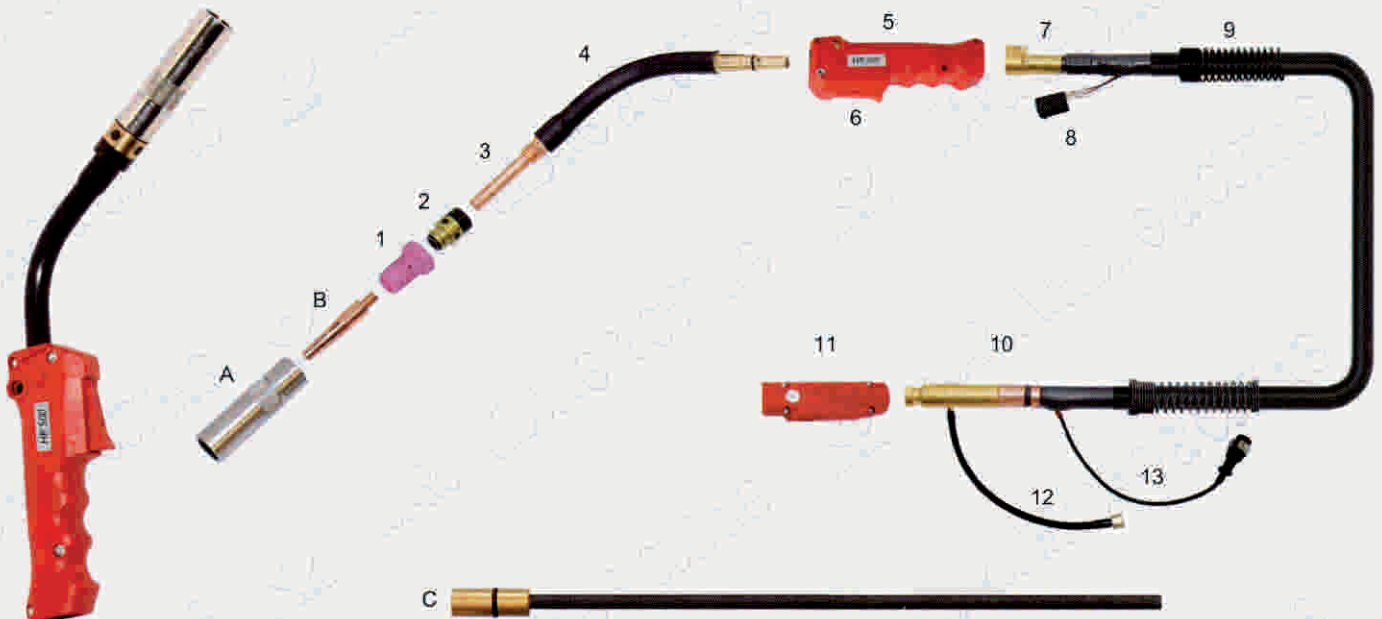
NOZZLE A	
PART NO.	DESCRIPTION
A 35001	Nozzle Cylindrical
A 35002	Nozzle Conical

CONTACT TIP B	
PART NO.	DESCRIPTION
B18004	Contact Tip E-CU M6 × 45 × 1.0mm
B35002	Contact Tip E-CU M6 × 45 × 1.2mm
B35003	Contact Tip E-CU M6 × 45 × 1.4mm
B35004	Contact Tip E-CU M6 × 45 × 1.6mm

LINER C	
PART NO.	DESCRIPTION
C35001	Red Steel Liner 1.0–1.2mm × 3M 4.6/1.6
C35002	Red Steel Liner 1.0–1.2mm × 4M 4.6/1.6
C35003	Red Steel Liner 1.0–1.2mm × 5M 4.6/1.6

SPARE PARTS	
PART NO	DESCRIPTION
1. D35001	Gas Diffuser
2. D35002	Insulator
3. D35003	Tip Holder
4. D35004	Swan Neck
5. D35005	Front Handle
6. D35006	Trigger
7. D35007	Front Torch Body
8. D18005	Micro Switch
9. D35008	Cable Assy
10. D35009	Rear Torch Body
11. D18008	Rear Handle
12. D18009	Hose With Connector
13. D18010	Controllable Connector

Rating: 500A CO₂ 450A Mixed Gas, Duty Cycle 60% Wire Diameter: 1.2–1.6mm.



ITEM

DESCRIPTION	PART NO.		
	3.0m	4.0m	5.0m
HR500 Welding Torch, Euro Connector, HR5000-3 HR5000-4 HR5000-5			

NOZZLE A

PART NO.	DESCRIPTION
A 50001	Nozzle Cylindrical
A 50002	Nozzle Conical

CONTACT TIP B

PART NO.	DESCRIPTION
B35002	Contact Tip E-CU M6×45×1.2mm
B35003	Contact Tip E-CU M6×45×1.4mm
B35004	Contact Tip E-CU M6×45×1.6mm


LINER C

PART NO.	DESCRIPTION
C50001	Yellow Steel Liner 1.2–1.6mm×3M 4.8/2.0
C50002	Yellow Steel Liner 1.2–1.6mm×4M 4.8/2.0
C50003	Yellow Steel Liner 1.2–1.6mm×5M 4.8/2.0

SPARE PARTS

PART NO	DESCRIPTION
1. D50001	Gas Diffuser
2. D50002	Insulator
3. D50003	Tip Holder
4. D50004	Swan Neck
5. D35005	Front Handle
6. D35006	Trigger
7. D50007	Front Torch Body
8. D18005	Micro Switch
9. D50005	Cable Assy
10. D50008	Rear Torch Body
11. D18008	Rear Handle
12. D18009	Hose With Connector
13. D18010	Controllable Connector

Rating: 200A CO₂/160A MIX ; Duty Cycle: 60%; Wire DIA:0.9-1.2mm




ITEM				
DESCRIPTION	PART NO.			
	3.0m	4.0m	5.0m	
HROTC 200 Welding Torch OTC	HROTC 200-30	HROTC 200-40	HROTC 200-50	

NOZZLE A	
PART NO.	DESCRIPTION
HR U5342N00	Nozzle Conical ϕ 13 STD.
HR U5342P00	Nozzle cylindrical ϕ 16

CONTACT TIP B	
PART NO.	DESCRIPTION
HRK980C24	Contact Tip Cu-E M6×45×0.9
HRK980C25	Contact Tip Cu-E M6×45×1.0
HRK980C26	Contact Tip Cu-E M6×45×1.2

SPARE PARTS		
PART NO	DESCRIPTION	
1.	HR U5020C00	Swan Neck
2.	VJ166C36	Micro Switch
3.	HR U5030G00	Front Handle with Screws
4.	HRU5030E01	Trigger
5.	OTC200PC	Cable Assembly
6.		Spring For Rear Handle
7.	HRU5035K00	Rear Handle
*8.	HRU4167F03	OTC Rear Connector Nut
*9.	HRU4167E00	OTC Connector
10.	HRU4186G01	Liner,3m
	HRU4187G01	Liner,4m
	HRU4188G01	Liner,5m
*EURO	Connector :	U5002E00
*MILLER	Connector:	U5002M00
*LINCOLN	Connector:	U5002L00
*PANASONIC	Connector:	U5002P00
*TWECO	Connector:	U5002H00

Rating: 350A CO₂/220A MIX ; Duty Cycle: 60%; Wire DIA:1.2-1.6mm




ITEM	
DESCRIPTION	PART NO.
	3.0m 4.0m 5.0m
HROTC 350 Welding Torch	OTC HROTC 350-30 HROTC 350-40 HROTC 350-50

NOZZLE A	
PART NO.	DESCRIPTION
HR U4167G01	Nozzle Cylindrical $\phi 16$ STD.
HR U4167H01	Nozzle conical $\phi 13$

CONTACT TIP B	
PART NO.	DESCRIPTION
HRK980C25	Contact Tip Cu-E M6×45×1.0
HRK980C26	Contact Tip Cu-E M6×45×1.2
HRK980C27	Contact Tip Cu-E M6×45×1.4
HRK980C28	Contact Tip Cu-E M6×45×1.6

SPARE PARTS	
PART NO	DESCRIPTION
1. HRU4167G02	Gas Diffuser
2. HRU4167L00	Insulator
3. HRU4167G03	Tip Holder
4. HR U5347B00	Swan Neck
5. VJ166C36	Micro Switch
6. HR U5035G00	Front Handle with Screws
7. HRU5035G01	Trigger
8. HRU157E04	Spring
9. OTC350PC	Cable Assembly
10.	Spring For Rear Handle
11. HRU5035K00	Rear Handle
*12. HRU4167F03	OTC Rear Connector Nut
*13. HRU4167E00	OTC Connector
14. HRU5347D00	Liner, 3m
	HRU5348D00 Liner, 4m
	HRU5349D00 Liner, 5m
*EURO	Connector; U5002E00
*MILLER	Connector; U5002M00
*LINCOLN	Connector; U5002L00
*PANASONIC	Connector; U5002P00
*TWECO	Connector; U5002H00

Rating: 350A CO₂/450A MIX ; Duty Cycle: 60%; Wire DIA:1.2–1.6mm

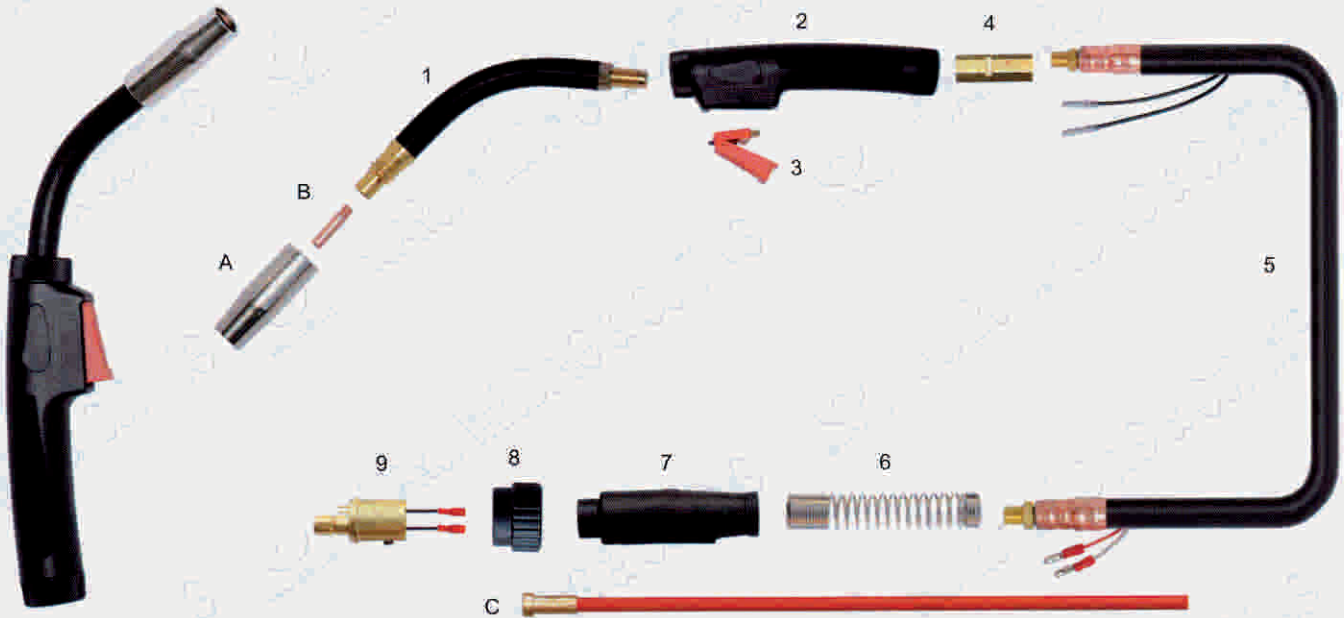


ITEM	
DESCRIPTION	PART NO.
	3.0m 4.0m 5.0m
HROTC 500 Welding Torch	OTC HROTC 500-30 HROTC 500-40 HROTC 500-50

NOZZLE A	
PART NO.	DESCRIPTION
HR U4173G01	Nozzle Cylindrical ϕ 19 STD.
HR U4173H01	Nozzle conical ϕ 16

CONTACT TIP B	
PART NO.	DESCRIPTION
HRK980C26	Contact Tip Cu-E M6×45×1.2
HRK980C27	Contact Tip Cu-E M6×45×1.4
HRK980C28	Contact Tip Cu-E M6×45×1.6

SPARE PARTS	
PART NO	DESCRIPTION
1. HRU4173G02	Gas Diffuser
2. HRU4173L00	Insulator
3. HRU4173G21	Tip Holder
4. HR U5353B00	Swan Neck
5. VJ166C36	Micro Switch
6. HR U5035G00	Front Handle with Screws
7. HRU5035G01	Trigger
8. HRU157E04	Spring
9. OTC500PC	Cable Assembly
10.	Spring For Rear Handle
11. HRU5035K00	Rear Handle
*12. HRU4167F03	OTC Rear Connector Nut
*13. HRU4167E00	OTC Connector
14. HRU5347D00	Liner, 3m
	HRU5348D00 Liner, 4m
	HRU5349D00 Liner, 5m
*EURO	Connector; U5002E00
*MILLER	Connector; U5002M00
*LINCOLN	Connector; U5002L00
*PANASONIC	Connector; U5002P00
*TWECO	Connector; U5002H00

Rating: 160A CO₂/140A MIX ; Duty Cycle:60%; Wire DIA:0.8–1.2mm

ITEM

PART NO.	DESCRIPTION		
	3m	4m	5m
HRMAXI 150 Welding Torch EURO	HRMAXI 150-30	HRMAXI 150-40	HRMAXI 150-50

NOZZLE A

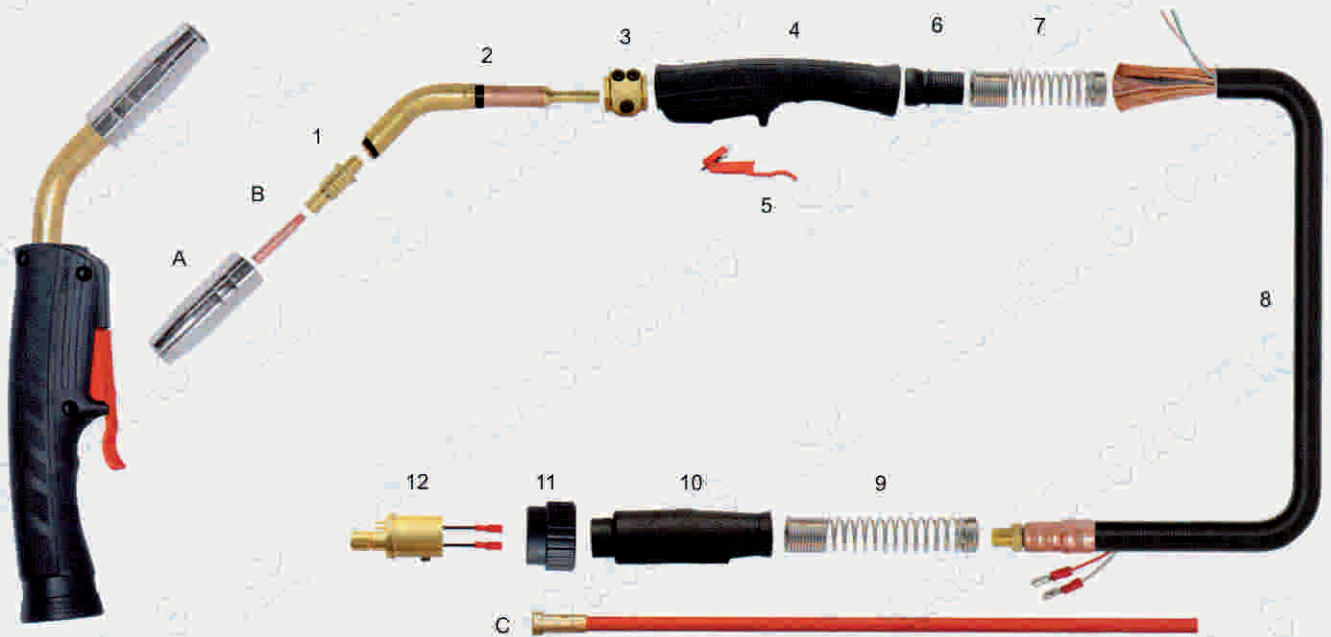
PART NO.	DESCRIPTION
HRMC0005	Nozzle $\phi 11$
HRMC0006	Nozzle $\phi 14$ STD

CONTACT TIP B

PART NO.	DESCRIPTION
B1502 140.0059	Cu-E M6x25x0.8
B1503 140.0177	Cu-E M6x25x0.9
B1504 140.0253	Cu-E M6x25x1.0
B1505 140.0387	Cu-E M6x25x1.2

SPARE PARTS

PART NO.	DESCRIPTION
1. HRMF 0002	Swan Neck with Tube
2. HRMP0052	Front Handle
3. HRBX0068	Switch
4. FA-P14	Torch Body
5. HRMAXI 150CB	MAXI 150 Cable Assembly
6. HREA0342	Rear Support Spring
7. HRMT0077	Rear Handle
8. 500.0213	Rear Connector NUT
9. 501.0003	Euro Connector
C. 124.0026	Steel Liner 1.0–1.2mm, 3m
124.0031	Steel Liner 1.0–1.2mm, 4m
124.0035	Steel Liner 1.0–1.2mm, 5m

Rating: 250A CO₂/200A MIX ; Duty Cycle:60%; Wire DIA:0.8–1.2mm

ITEM

PART NO.	DESCRIPTION		
	3m	4m	5m
HRMAXI 250 Welding Torch, EURO Connector, HRMAXI 250-30	HRMAXI 250-40	HRMAXI 250-50	

NOZZLE A

PART NO.	DESCRIPTION
HRMC0009	Nozzle ϕ 14

CONTACT TIP B

PART NO.	DESCRIPTION
14-35	Cu-E 0.9mm
14-40	Cu-E 1.0mm
14-45	Cu-E 1.2mm


LINER C

PART NO.	DESCRIPTION
124.0026	Red Steel Liner 1.0–1.2mm, 3m
124.0031	Red Steel Liner 1.0–1.2mm, 4m
124.0035	Red Steel Liner 1.0–1.2mm, 5m

SPARE PARTS

PART NO.	DESCRIPTION
1. HRME 0001	Tip Holder
2. HRMF 0146	Swan Neck
3. HRMT 0072	Connection Block with Screws
4. HRMP0160	Front Handle with Screws
5. HRBX0068	Switch
6.	Ball Joint
7. HRMT0076	Front Handle Spring
8. HRMAXI 250-CB	MAXI 250 Cable Assembly
9. HREA0342	Rear Support Spring
10. HRMT0077	Rear Handle
11. 500.0213	Rear Connector NUT
12. 501.0003	Euro Connector

Rating: 400A CO₂/350A MIX ; Duty Cycle:60%; Wire DIA:0.8-1.6mm



ITEM	
PART NO.	DESCRIPTION
	3m 4m 5m
HRMAXI 350 Welding Torch, EURO Connector, HRMAXI 350-30	HRMAXI 350-40 HRMAXI 350-50


NOZZLE A	
PART NO.	DESCRIPTION
HRMC0012	Nozzle ϕ 18
HRMC0298	Nozzle ϕ 14

CONTACT TIP B	
PART NO.	DESCRIPTION
14H-35	Cu-E 0.9mm
14H-40	Cu-E 1.0mm
14H-45	Cu-E 1.2mm

LINER C	
PART NO.	DESCRIPTION
124.0026	Red Steel Liner 1.0-1.2mm, 3m
124.0031	Red Steel Liner 1.0-1.2mm, 4m
124.0035	Red Steel Liner 1.0-1.2mm, 5m

SPARE PARTS	
PART NO.	DESCRIPTION
1.	HRME 0003 Tip Holder
2.	HRMQ 0182 Insulator
3.	HRMF 0247 Swan Neck
4.	HRMT 0072 Connection Block with Screws
5.	HRMP0160 Front Handle with Screws
6.	HRBX 0068 Switch
7.	Ball Joint
8.	HRMT 0076 Front Handle Spring
9.	HRMAXI 350-CB MAXI 350 Cable Assembly
10.	HREA 0374 Rear Support Spring
11.	HRMT 0077 Rear Handle
12.	500.0213 Rear Connector NUT
13.	501.0003 Euro Connector

Rating: 500A CO₂/400A MIX ; Duty Cycle:60%; Wire DIA:0.8–2.0mm



ITEM			
PART NO.	DESCRIPTION		
	3m	4m	5m
HRMAXI 450 Welding Torch, EURO Connector, HRMAXI 450-30	HRMAXI 450-40	HRMAXI 450-50	

NOZZLE A	
PART NO.	DESCRIPTION
HRMC0012	Nozzle ϕ 18
HRMC0298	Nozzle ϕ 14

CONTACT TIP B	
PART NO.	DESCRIPTION
140.0313	Cu-E M8×30×1.0mm
140.0442	Cu-E M8×30×1.2mm STD
140.0587	Cu-E M8×30×1.6mm

LINER C	
PART NO.	DESCRIPTION
124.0026	Red Steel Liner 1.0–1.2mm,3m
124.0031	Red Steel Liner 1.0–1.2mm,4m
124.0035	Red Steel Liner 1.0–1.2mm,5m

SPARE PARTS	
PART NO.	DESCRIPTION
1. HRME 0006	Tip Holder
2. HRMQ 0182	Insulator
3. HRMF 0086	Swan Neck
4. HRMT0072	Connection Block with Screws
5. HRMP0160	Front Handle with Screws
6. HRBX0068	Switch
7.	Ball Joint
8. HRMT0076	Front Handle Spring
9. HRMAXI 450-CB	MAXI 450 Cable Assembly
10. HREA0374	Rear Support Spring
11. HRMT0077	Rear Handle
12. 500.0213	Euro Connector NUT
13. 501.0003	Euro Connector

Rating: 400A CO₂/350A MIX ; Duty Cycle:100%: Wire DIA:1.0-1.6mm

ITEM

PART NO.	DESCRIPTION		
	3m	4m	5m
HRMAXI 4000 Welding Torch, EURO Connector, HRMAXI 4000-30	HRMAXI 4000-40	HRMAXI 4000-50	

NOZZLE A

PART NO.	DESCRIPTION
HRMC0012	Nozzle $\phi 18$
HRMC0298	Nozzle $\phi 14$

CONTACT TIP B

PART NO.	DESCRIPTION
140.0313	Cu-E M8×30×1.0mm
140.0442	Cu-E M8×30×1.2mm STD
140.0587	Cu-E M8×30×1.6mm

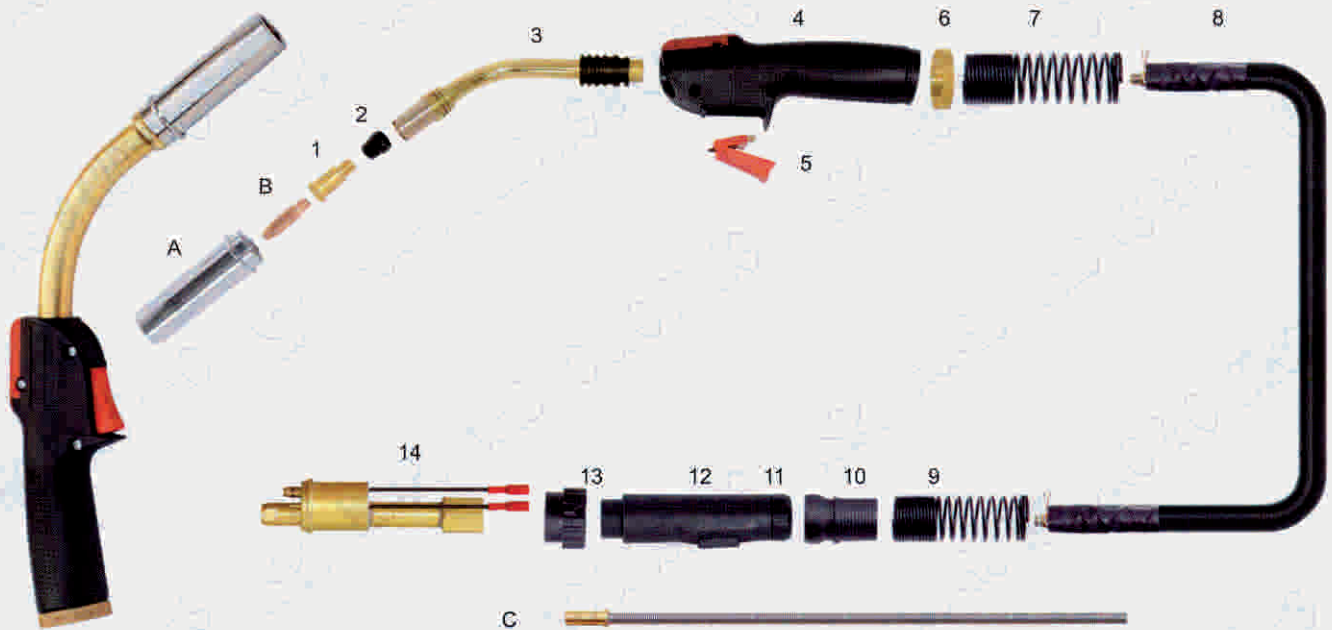
LINER C

PART NO.	DESCRIPTION
124.0026	Red Steel Liner 1.0-1.2mm, 3m
124.0031	Red Steel Liner 1.0-1.2mm, 4m
124.0035	Red Steel Liner 1.0-1.2mm, 5m

SPARE PARTS

PART NO.	DESCRIPTION
1. HRME 0009	Tip Holder
2. HRMG 0016	Swan Neck
3. HRMT0072	Connection Block with Screws
4. HRMT0160	Front Handle with Posts and Screws
5. HRBX0068	Switch
6. HRMT0076	Front Handle Spring
7. HRMAXI 4000-CB	MAXI 4000 Cable Assembly
8. HREA0374	Rear Support Spring
9. HRBW0328	Rear Handle
10. 500.0213	Euro Connector NUT
11. HRAR0102	Euro Connector Water Cooled

Rating: 400A CO₂/260A MIX ; Duty Cycle:60%; Wire DIA:0.8–1.6mm



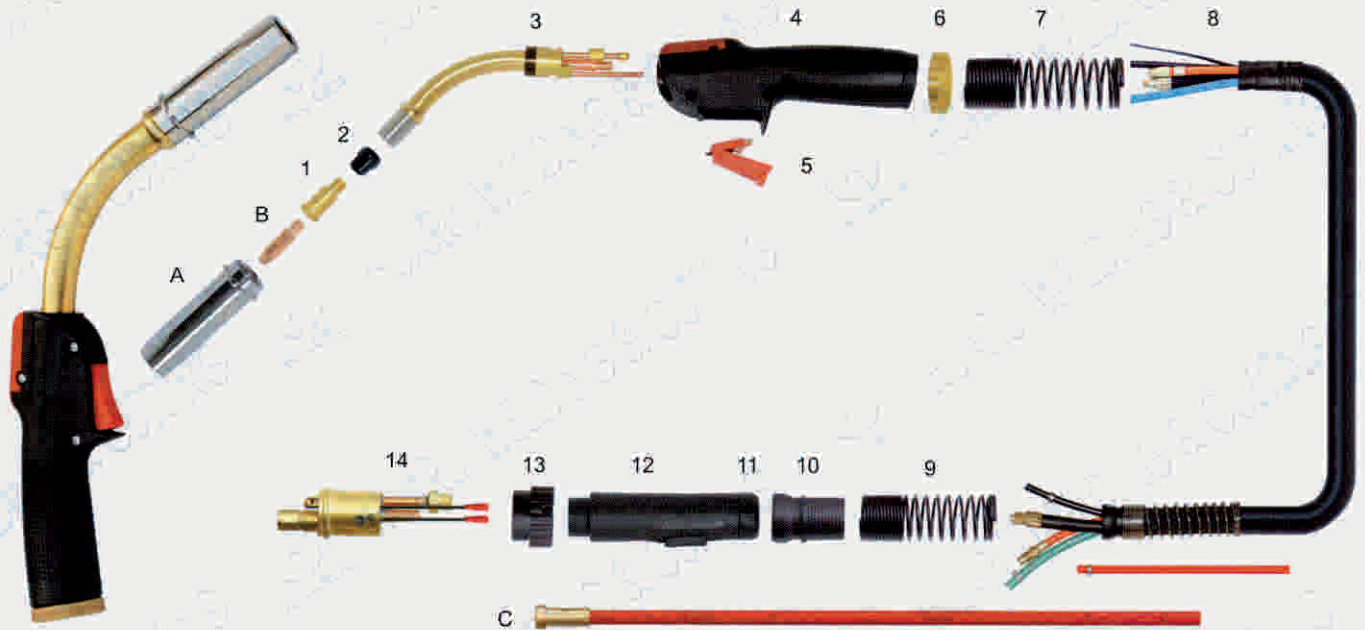
ITEM			
PART NO.	DESCRIPTION		
	3m	4.5m	5m
HRPMT 42 Welding Torch, EURO Connector, HRPMT 42-30	HRPMT 42-45	HRPMT 42-50	

NOZZLE A	
PART NO.	DESCRIPTION
HR 4307070	Nozzle ϕ 18 insulated STD.
HR 4300380	Nozzle ϕ 18 STD.
HR 4300380C	Nozzle ϕ 14

CONTACT TIP B	
PART NO.	DESCRIPTION
HR 9580122	Cu-E, M8 \times 35 \times 0.8mm
HR 9580121	Cu-E, M8 \times 35 \times 0.9mm
HR 9580123	Cu-E, M8 \times 35 \times 1.0mm
HR 9580124	Cu-E, M8 \times 35 \times 1.2mm
HR 9580125	Cu-E, M8 \times 35 \times 1.4mm
HR 9580126	Cu-E, M8 \times 35 \times 1.6mm

LINER C	
PART NO.	DESCRIPTION
HR 4188581	Steel Liner 0.9–1.2mm, 3m
HR 4188582	Steel Liner 0.9–1.2mm, 4.5m
HR W006454	Steel Liner 0.9–1.2mm, 5m

SPARE PARTS		
PART NO.	DESCRIPTION	
1.	HR 4304600	Tip Holder
2.	HR 4298300CER	Gas Diffuser
3.	HR 3151140	Swan Neck
4.	HR PMT42A01	Front Handle
5.	D1506	Switch
6.	HR PMT42A02	Lock Nut For Front Handle
7.	HR PMT42A03	Front Cable Support Spring
8.	HR PMT42A04	Cable Assembly
9.	D4009	Rear Support Spring
10.	D4010	Ball Joint For Rear Handle
11.	D4008	Lock Nut For Rear Handle
12.	D4011	Rear Handle
13.	500.0213	Rear Connector Nut
14.	PMT42-EC	Kemppi Euro Connector

Rating: 300A CO₂/270A MIX ; Duty Cycle: 100%; Wire DIA: 0.8–1.2mm

ITEM

PART NO.	DESCRIPTION
	3m 4.5m
HRPMT 52W Welding Torch, EURO Connector, HR PMT 52W-30	HRPMT 52W-45

NOZZLE A

PART NO.	DESCRIPTION
HR 4307070	Nozzle ϕ 18 insulated STD.
HR 4300380	Nozzle ϕ 18 STD.
HR 4300380C	Nozzle ϕ 14

CONTACT TIP B

PART NO.	DESCRIPTION
HR 9580122	Cu-E, M8 \times 35 \times 0.8mm
HR 9580121	Cu-E, M8 \times 35 \times 0.9mm
HR 9580123	Cu-E, M8 \times 35 \times 1.0mm
HR 9580124	Cu-E, M8 \times 35 \times 1.2mm
HR 9580125	Cu-E, M8 \times 35 \times 1.4mm
HR 9580126	Cu-E, M8 \times 35 \times 1.6mm

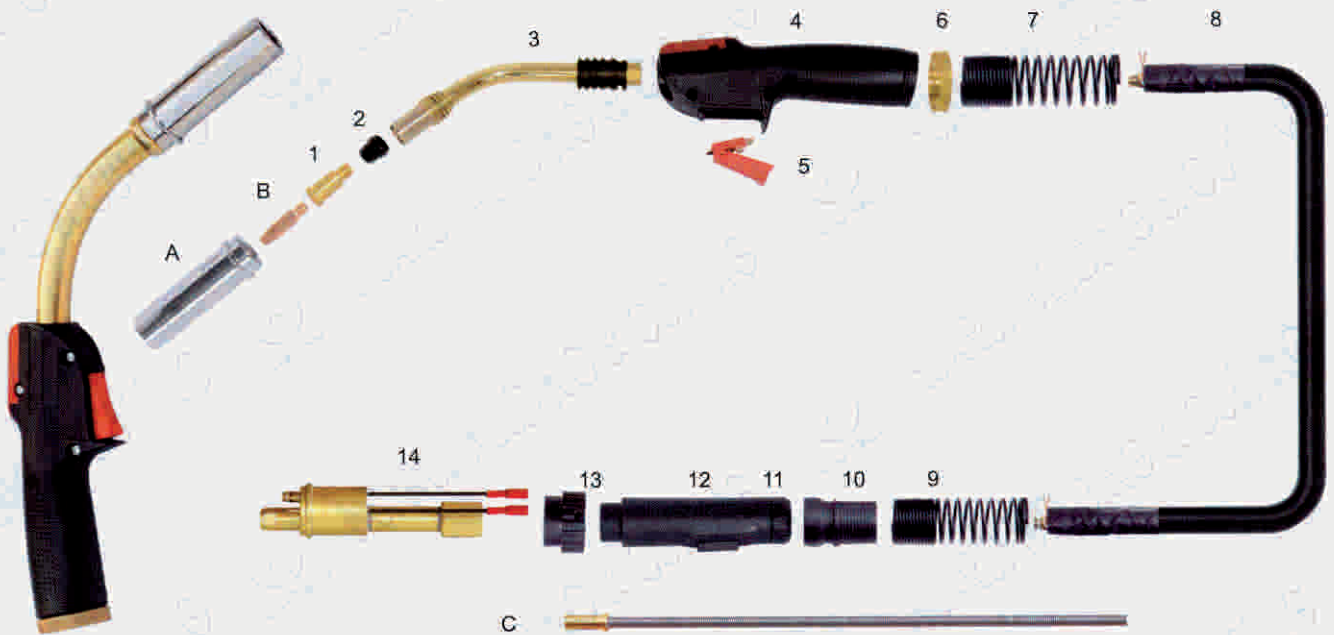
LINER C

PART NO.	DESCRIPTION
HR 4188581	Steel Liner 0.9–1.2mm, 3m
HR 4188582	Steel Liner 0.9–1.2mm, 4.5m
HR W006454	Steel Liner 0.9–1.2mm, 5m

SPARE PARTS

PART NO.	DESCRIPTION
1. HR 4300390	Tip Holder
2. HR 4298300	Gas Diffuser
3. HR 3149640	Swan Neck
4. HR PMT42A01	Front Handle
5. D1506	Switch
6. HR PMT42A02	Lock Nut For Front Handle
7. HR PMT42A03	Front Cable Support Spring
8. HRPMT52WA04	Cable Assembly
9. D50111	Rear Cable Support
10. D4010	Ball Joint For Rear Handle
11. D4008	Lock Nut For Rear Handle
12. D50112	Rear Handle
13. 500.0213	Rear Connector Nut
14. HRPMT52W-EC	KEMPP Euro Connector Water-Cool

Rating: 400A CO₂/260A MIX ; Duty Cycle:60%; Wire DIA:0.8–1.6mm



ITEM

PART NO.	DESCRIPTION		
	3m	4.5m	5m
HRPMT 42 Welding Torch, EURO Connector, HRPMT 42-30	HRPMT 42-45	HRPMT 42-50	

NOZZLE A

PART NO.	DESCRIPTION
HR 4307070	Nozzle \varnothing 18 insulated STD.
HR 4300380	Nozzle \varnothing 18 STD.
HR 4300380C	Nozzle \varnothing 14

CONTACT TIP B

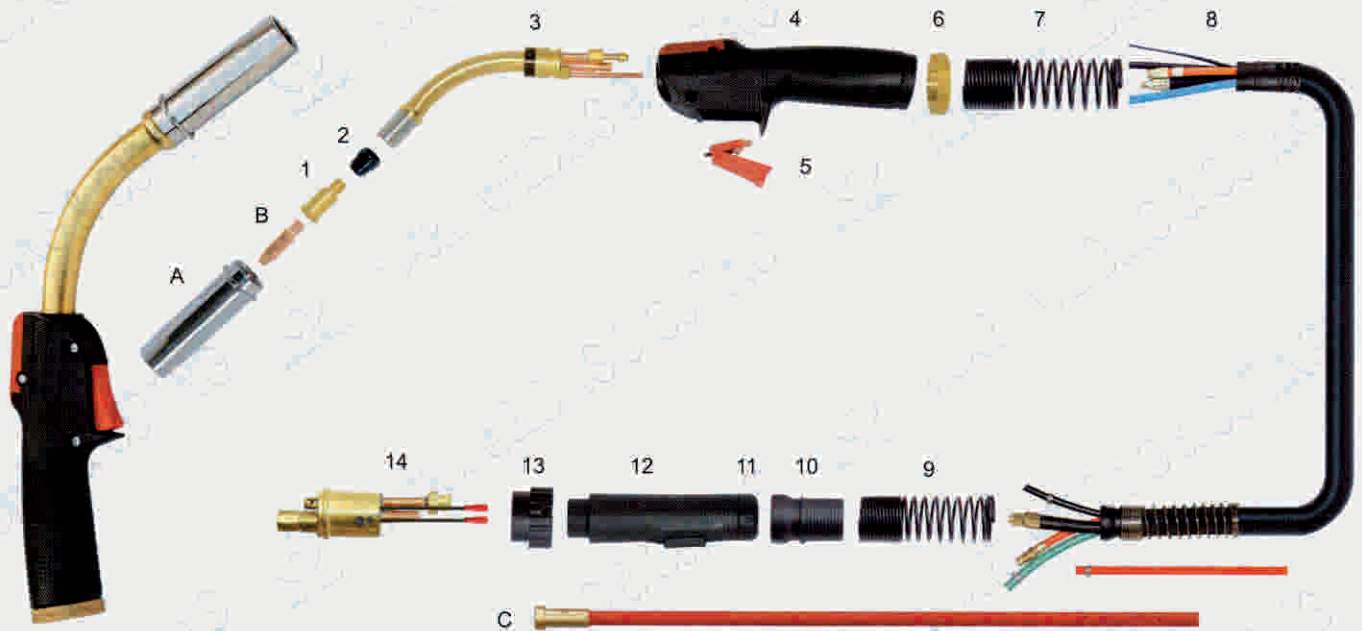
PART NO.	DESCRIPTION
HR 9580122	Cu-E, M8×35×0.8mm
HR 9580121	Cu-E, M8×35×0.9mm
HR 9580123	Cu-E, M8×35×1.0mm
HR 9580124	Cu-E, M8×35×1.2mm
HR 9580125	Cu-E, M8×35×1.4mm
HR 9580126	Cu-E, M8×35×1.6mm

LINER C

PART NO.	DESCRIPTION
HR 4188581	Steel Liner 0.9–1.2mm, 3m
HR 4188582	Steel Liner 0.9–1.2mm, 4.5m
HR W006454	Steel Liner 0.9–1.2mm, 5m

SPARE PARTS

PART NO.	DESCRIPTION
1. HR 4304600	Tip Holder
2. HR 4298300CER	Gas Diffuser
3. HR 3151140	Swan Neck
4. HR PMT42A01	Front Handle
5. D1506	Switch
6. HR PMT42A02	Lock Nut For Front Handle
7. HR PMT42A03	Front Cable Support Spring
8. HR PMT42A04	Cable Assembly
9. D4009	Rear Support Spring
10. D4010	Ball Joint For Rear Handle
11. D4008	Lock Nut For Rear Handle
12. D4011	Rear Handle
13. 500.0213	Rear Connector Nut
14. PMT42-EC	Kempfi Euro Connector

Rating: 300A CO₂/270A MIX ; Duty Cycle: 100%; Wire DIA: 0.8–1.2mm


ITEM	
PART NO.	DESCRIPTION
	3m 4.5m
HRPMT 52W Welding Torch, EURO Connector, HR PMT 52W-30	HRPMT 52W-45

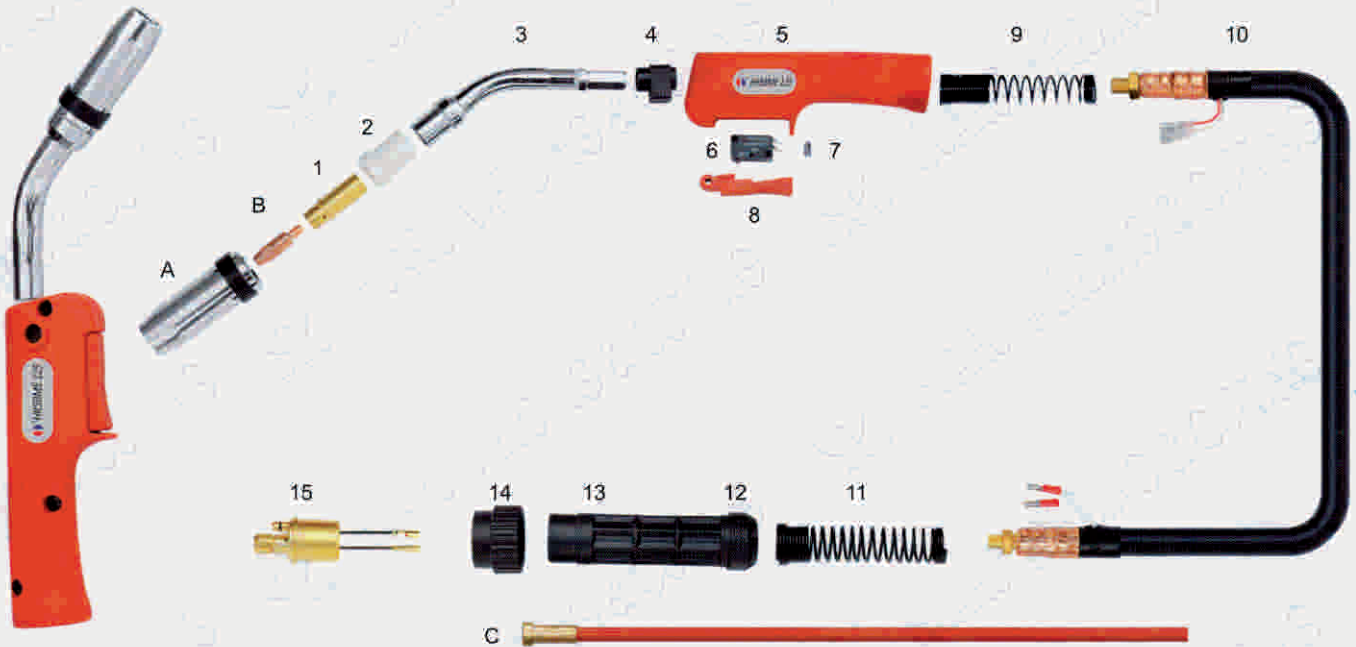
NOZZLE A	
PART NO.	DESCRIPTION
HR 4307070	Nozzle ϕ 18 insulated STD.
HR 4300380	Nozzle ϕ 18 STD.
HR 4300380C	Nozzle ϕ 14

CONTACT TIP B	
PART NO.	DESCRIPTION
HR 9580122	Cu-E, M8 \times 35 \times 0.8mm
HR 9580121	Cu-E, M8 \times 35 \times 0.9mm
HR 9580123	Cu-E, M8 \times 35 \times 1.0mm
HR 9580124	Cu-E, M8 \times 35 \times 1.2mm
HR 9580125	Cu-E, M8 \times 35 \times 1.4mm
HR 9580126	Cu-E, M8 \times 35 \times 1.6mm

LINER C	
PART NO.	DESCRIPTION
HR 4188581	Steel Liner 0.9–1.2mm, 3m
HR 4188582	Steel Liner 0.9–1.2mm, 4.5m
HR W006454	Steel Liner 0.9–1.2mm, 5m

SPARE PARTS		
PART NO.		DESCRIPTION
1.	HR 4300390	Tip Holder
2.	HR 4298300	Gas Diffuser
3.	HR 3149640	Swan Neck
4.	HR PMT42A01	Front Handle
5.	D1506	Switch
6.	HR PMT42A02	Lock Nut For Front Handle
7.	HR PMT42A03	Front Cable Support Spring
8.	HRPMT52WA04	Cable Assembly
9.	D50111	Rear Cable Support
10.	D4010	Ball Joint For Rear Handle
11.	D4008	Lock Nut For Rear Handle
12.	D50112	Rear Handle
13.	500.0213	Rear Connector Nut
14.	HRPMT52W-EC	KEMPPi Euro Connector Water-Cool

Rating: 250A CO₂/220A MIX ; Duty Cycle:60%; Wire DIA:0.8-1.2mm



ITEM

PART NO.	DESCRIPTION		
	3m	4m	5m
HRSBME 125 Welding Torch, EURO Connector, HRSBME 125-30	HRSBME 125-40	HRSBME 125-50	

NOZZLE A

PART NO.	DESCRIPTION
HRME511	Nozzle ϕ 15
HRME536	Nozzle ϕ 12

CONTACT TIP B

PART NO.	DESCRIPTION
MA020	Cu-E M6×37×0.8mm
MA021	Cu-E M6×37×0.9mm
MA022	Cu-E M6×37×1.0mm
MA023	Cu-E M6×37×1.2mm

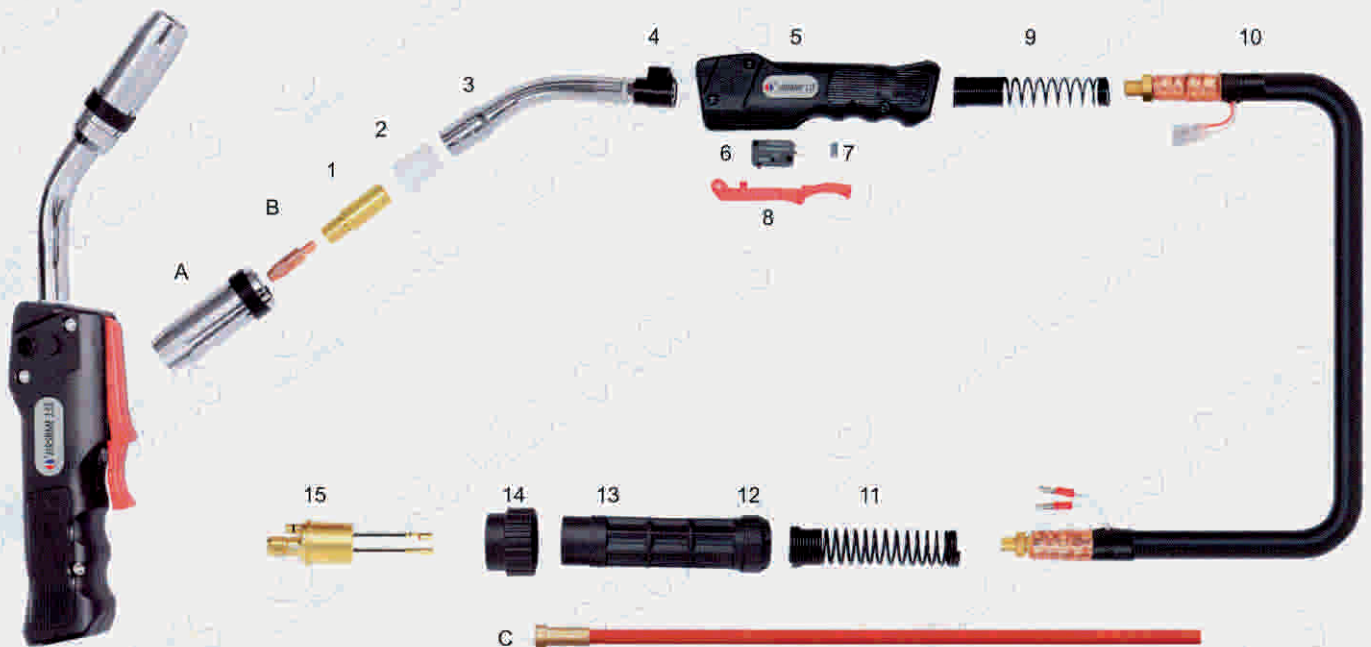
LINER C

PART NO.	DESCRIPTION
124.0026	Red Steel Liner 1.0-1.2mm, 3m
124.0031	Red Steel Liner 1.0-1.2mm, 4m
124.0035	Red Steel Liner 1.0-1.2mm, 5m

SPARE PARTS

PART NO.	DESCRIPTION
1. HR MB 401	Tip Holder
2. HR MC 440	Insulator
3. HR MF 571	Swan Neck
4. HR MG 603	Torch Body
5. HR MG 710	Front Handle with Screws
6. VJ166C36	Micro Switch
7. HR TG 543	Spring
8. HR ML 727	Trigger
9. HR MK 704	Front Support Spring
10. HR SBME125-CB	SBME 125 Cable Assembly
11. HR MK709	Rear Support Spring
12. HR ML 686	Rear Handle Lock Nut
13. HR MR883	Rear Handle
14. 500.0213	Rear Connector NUT
15. D1516	Euro Connector

Rating: 300A CO₂/260A MIX ; Duty Cycle: 60%; Wire DIA:0.8–1.2mm



ITEM

PART NO.	DESCRIPTION		
	3m	4m	5m
HRSBME 135 Welding Torch, EURO Connector, HRSBME 135-30	HRSBME 135-40	HRSBME 135-50	

NOZZLE A

PART NO.	DESCRIPTION
HRME 513	Nozzle ϕ 16 STD.
HRME 523	Nozzle ϕ 19

CONTACT TIP B

PART NO.	DESCRIPTION
MA020	Cu-E M6×37×0.8mm
MA021	Cu-E M6×37×0.9mm
MA022	Cu-E M6×37×1.0mm
MA023	Cu-E M6×37×1.2mm STD.

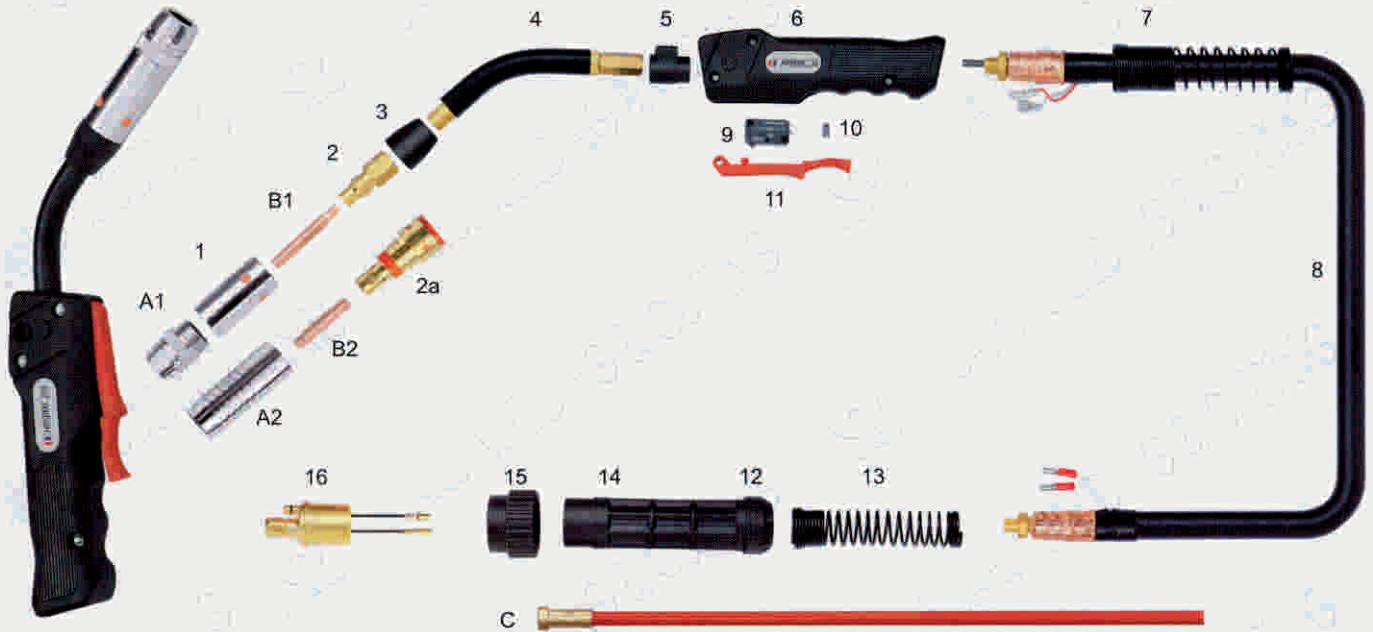
LINER C

PART NO.	DESCRIPTION
124.0026	Red Steel Liner 1.0–1.2mm, 3m
124.0031	Red Steel Liner 1.0–1.2mm, 4m
124.0035	Red Steel Liner 1.0–1.2mm, 5m

SPARE PARTS

PART NO.	DESCRIPTION
1. HR MB 402	Tip Holder
2. HR MC 441	Insulator
3. HR MF573	Swan Neck
4. HR MG 622	Torch Body
5. HR MG 620	Front Handle with Screws
6. VJ166C36	Micro Switch
7. HR TG 543	Spring
8. HR ML 710	Trigger
9. HR MK 704	Front Support Spring
10. HR SBME135-CB	SBME 135 Cable Assembly
11. HR MK709	Rear Support Spring
12. HR ML 686	Rear Handle Lock Nut
13. HR MR883	Rear Handle
14. 500.0213	Rear Connector NUT
15. D1516	Euro Connector

Rating: 300A CO₂/260A MIX ; Duty Cycle: 60%; Wire DIA:0.8–1.2mm



ITEM	DESCRIPTION			
	PART NO.	3m	4m	5m
	HRSBME 235 Welding Torch, EURO Connector, HRSBME 235-30	HRSBME 235-40	HRSBME 235-50	

NOZZLE A1	
PART NO.	DESCRIPTION
HRME 514	Nozzle $\phi 15$ STD.
HRME 521	Nozzle $\phi 19$

NOZZLE A2	
PART NO.	DESCRIPTION
HRME 517	Nozzle $\phi 13$
HRME 516	Nozzle $\phi 16$
HRME 512	Nozzle $\phi 19$

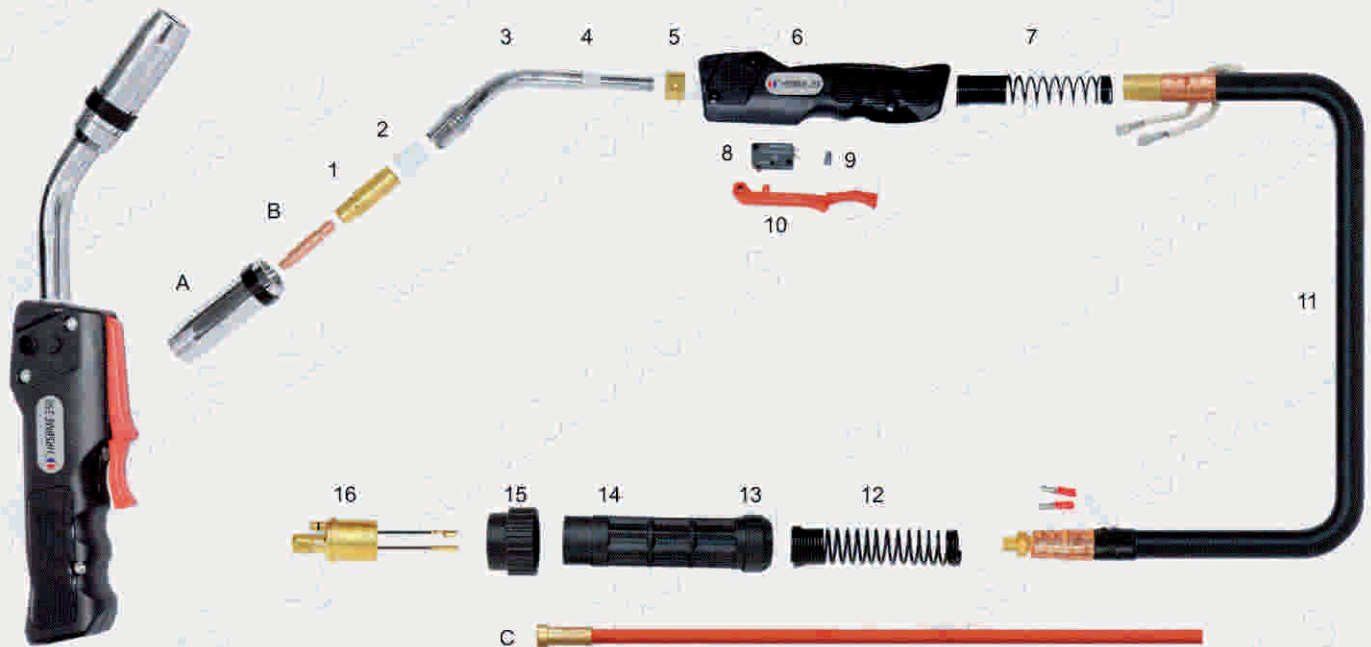
CONTACT TIP B1	
PART NO.	DESCRIPTION
MA 050	Cu-E $5/16"$ $\times 55 \times 0.8$ mm
MA 051	Cu-E $5/16"$ $\times 55 \times 0.9$ mm
MA 052	Cu-E $5/16"$ $\times 55 \times 1.0$ mm
MA 053	Cu-E $5/16"$ $\times 55 \times 1.2$ mm STD.

CONTACT TIP B2	
PART NO.	DESCRIPTION
MA 060	Cu-E $\phi 8 \times M8 \times 30 \times 0.8$ mm
MA 061	Cu-E $\phi 8 \times M8 \times 30 \times 0.9$ mm
MA 062	Cu-E $\phi 8 \times M8 \times 30 \times 1.0$ mm
MA 063	Cu-E $\phi 8 \times M8 \times 30 \times 1.2$ mm STD.

LINER C	
PART NO.	DESCRIPTION
124.0026	Red Steel Liner 1.0–1.2mm, 3m
124.0031	Red Steel Liner 1.0–1.2mm, 4m
124.0035	Red Steel Liner 1.0–1.2mm, 5m

SPARE PARTS		
PART NO.		DESCRIPTION
1.	HR MD 490	Insulator
2.	HR MB 405	Tip Holder
2a.	HR MB 406	Tip Holder M8
3.	HR MC 443	Insulator
4.	HR MF574	Swan Neck
5.	HR MG 622	Torch Body
6.	HR MG 620	Front Handle with Screws
7.	HR MK 704	Front Support Spring
8.	HR SBME235-CB	SBME 235 Cable Assembly
9.	VJ166C36	Micro Switch
10.	HR TG 543	Spring
11.	HR ML 710	Trigger
12.	HR ML 686	Rear Handle Lock Nut
13.	HR MK709	Rear Support Spring
14.	HR MR883	Rear Handle
15.	500.0213	Rear Connector NUT
16.	D1516	Euro Connector

Rating: 360A CO₂/330A MIX ; Duty Cycle: 60%; Wire DIA:0.8–1.6mm



ITEM

PART NO.	DESCRIPTION		
	3m	4m	5m
HRSBME 350 Welding Torch, EURO Connector, HRSBME 350-30			HRSBME 350-40 HRSBME 350-50

NOZZLE A

PART NO.	DESCRIPTION
HRME 518	Nozzle $\phi 16$ STD.
HRME 524	Nozzle $\phi 18$

CONTACT TIP B

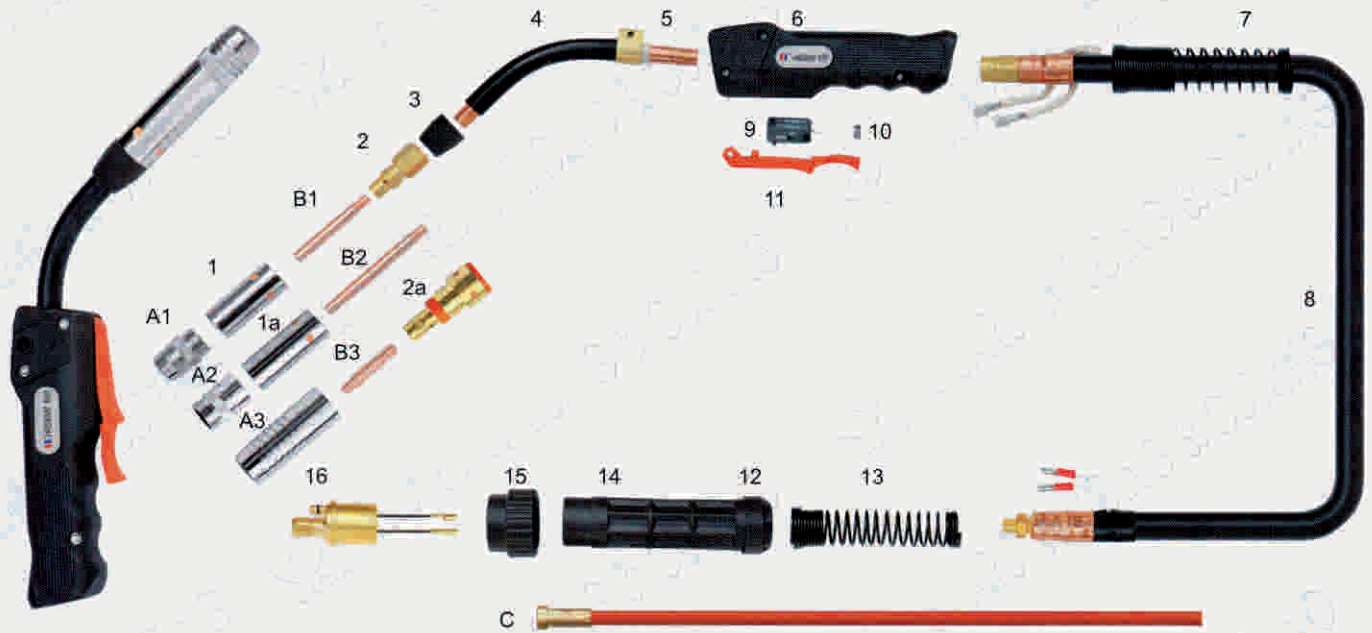
PART NO.	DESCRIPTION
MA 030	Cu-E $\phi 8 \times M8 \times 38 \times 0.8\text{mm}$
MA 031	Cu-E $\phi 8 \times M8 \times 38 \times 0.9\text{mm}$
MA 032	Cu-E $\phi 8 \times M8 \times 38 \times 1.0\text{mm}$
MA 033	Cu-E $\phi 8 \times M8 \times 38 \times 1.2\text{mm}$ STD.
MA 034	Cu-E $\phi 8 \times M8 \times 38 \times 1.6\text{mm}$

LINER C

PART NO.	DESCRIPTION
124.0026	Red Steel Liner 1.0–1.2mm, 3m
124.0031	Red Steel Liner 1.0–1.2mm, 4m
124.0035	Red Steel Liner 1.0–1.2mm, 5m

SPARE PARTS

PART NO.	DESCRIPTION
1.	HR MB 403 Tip Holder M8
2.	HR MC 442 Insulator
3.	HR MF 575 Swan Neck
4.	HR MC 526 Swan Neck Insulator
5.	HR MG 701 Torch Body with Screws
6.	HR MG 620 Front Handle with Screws
7.	HR MK 704 Front Support Spring
8.	VJ166C36 Micro Switch
9.	HR TG 543 Spring
10.	HR ML 710 Trigger
11.	HR SBME350-CB SBME 350 Cable Assembly
12.	HR MK709 Rear Support Spring
13.	HR ML 686 Rear Handle Lock Nut
14.	HR MR883 Rear Handle
15.	500.0213 Rear Connector NUT
16.	D1516 Euro Connector

Rating: 390A CO₂ /360A MIX ; Duty Cycle: 60%; Wire DIA:1.2–1.6mm


ITEM	DESCRIPTION		
	3m	4m	5m
HRSBME 450 Welding Torch, EURO Connector, HRSBME 450-30		HRSBME 450-40	HRSBME 450-50

NOZZLE A1	
PART NO.	DESCRIPTION
HR ME 514	Nozzle ϕ 15 L35.
HR ME 521	Nozzle ϕ 19 L35

NOZZLE A2	
PART NO.	DESCRIPTION
HR ME 534	Nozzle ϕ 15 L38.
HR ME 515	Nozzle ϕ 19 L38

NOZZLE A3	
PART NO.	DESCRIPTION
HR ME 517	Nozzle ϕ 13
HR ME 516	Nozzle ϕ 16
HR ME 512	Nozzle ϕ 19

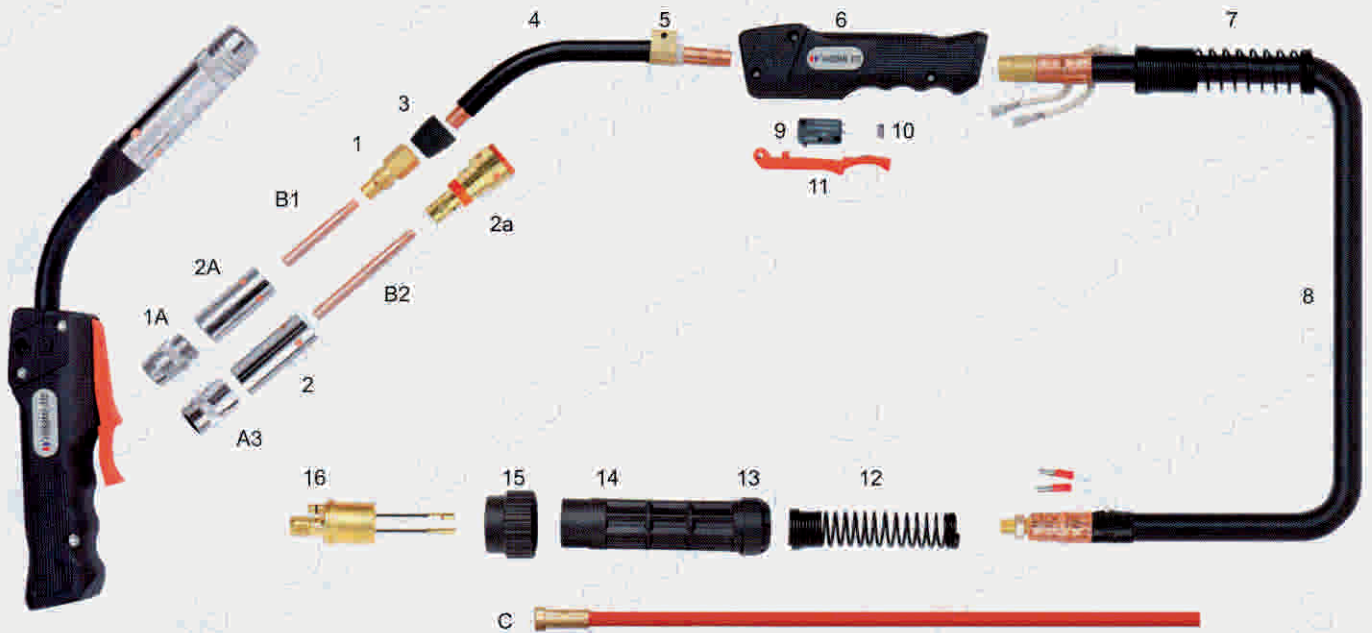
CONTACT TIP B1	
PART NO.	DESCRIPTION
MA 050	Cu-E $5/16'' \times 55 \times 0.8\text{mm}$
MA 051	Cu-E $5/16'' \times 55 \times 0.9\text{mm}$
MA 052	Cu-E $5/16'' \times 55 \times 1.0\text{mm}$
MA 053	Cu-E $5/16'' \times 55 \times 1.2\text{mm}$
MA 054	Cu-E $5/16'' \times 55 \times 1.6\text{mm}$

CONTACT TIP B2	
PART NO.	DESCRIPTION
MA 040	Cu-E $5/16'' \times 73 \times 0.8\text{mm}$
MA 041	Cu-E $5/16'' \times 73 \times 0.9\text{mm}$
MA 042	Cu-E $5/16'' \times 73 \times 1.0\text{mm}$
MA 043	Cu-E $5/16'' \times 73 \times 1.2\text{mm}$ STD.
MA 044	Cu-E $5/16'' \times 73 \times 1.6\text{mm}$

CONTACT TIP B3	
PART NO.	DESCRIPTION
MA 060	Cu-E $\phi 8 \times M8 \times 30 \times 0.8\text{mm}$
MA 061	Cu-E $\phi 8 \times M8 \times 30 \times 0.9\text{mm}$
MA 062	Cu-E $\phi 8 \times M8 \times 30 \times 1.0\text{mm}$
MA 063	Cu-E $\phi 8 \times M8 \times 30 \times 1.2\text{mm}$
MA 064	Cu-E $\phi 8 \times M8 \times 30 \times 1.6\text{mm}$

SPARE PARTS	
PART NO.	DESCRIPTION
1.	HR MD490 Insulator
1a.	HR MD491 Insulator
2.	HR MB 405 Tip Holder
2a.	HR MB 406 Tip Holder M8
3.	HR MC 443 Insulator
4.	HR MF 530 Swan Neck
5.	HR MG 701 Torch Body with Screws
6.	HR MG 620 Front Handle with Screws
7.	HR MK 704 Front Support Spring
8.	HR SBME450-CB SBME 450 Cable Assembly
9.	VJ166C36 Micro Switch
10.	HR TG 543 Spring
11.	HR ML 710 Trigger
12.	HR ML 686 Rear Handle Lock Nut
13.	HR MK 709 Rear Support Spring
14.	HR MR883 Rear Handle
15.	500.0213 Rear Connector NUT
16.	D1516 Euro Connector

LINER C	
PART NO.	DESCRIPTION
124.0026	Red Steel Liner 1.0-1.2mm,3m
124.0031	Red Steel Liner 1.0-1.2mm,4m
124.0035	Red Steel Liner 1.0-1.2mm,5m

Rating: 490A CO₂ /460A MIX ; Duty Cycle: 60%; Wire DIA;1.2–2.4mm


ITEM	DESCRIPTION		
PART NO.	3m	4m	5m

HRSBME 470 Welding Torch, EURO Connector, HRSBME 470-30 HRSBME 470-40 HRSBME 470-50

NOZZLE A1

PART NO.	DESCRIPTION
HR ME 534	Nozzle $\phi 15$ L38.
HR ME 515	Nozzle $\phi 19$ L38

NOZZLE A2

PART NO.	DESCRIPTION
HR ME 514	Nozzle $\phi 15$ L35.
HR ME 521	Nozzle $\phi 19$ L35

NOZZLE A3

PART NO.	DESCRIPTION
HR ME 517	Nozzle $\phi 13$ L65.
HR ME 516	Nozzle $\phi 16$ L65
HR ME 512	Nozzle $\phi 19$ L65

CONTACT TIP B1

PART NO.	DESCRIPTION
MA 050	Cu-E 5/16" $\times 55 \times 0.8$ mm
MA 051	Cu-E 5/16" $\times 55 \times 0.9$ mm
MA 052	Cu-E 5/16" $\times 55 \times 1.0$ mm
MA 053	Cu-E 5/16" $\times 55 \times 1.2$ mm
MA 054	Cu-E 5/16" $\times 55 \times 1.6$ mm

CONTACT TIP B2

PART NO.	DESCRIPTION
MA 040	Cu-E 5/16" $\times 73 \times 0.8$ mm
MA 041	Cu-E 5/16" $\times 73 \times 0.9$ mm
MA 042	Cu-E 5/16" $\times 73 \times 1.0$ mm
MA 043	Cu-E 5/16" $\times 73 \times 1.2$ mm STD.
MA 044	Cu-E 5/16" $\times 73 \times 1.6$ mm

CONTACT TIP B3


PART NO.	DESCRIPTION
MA 060	Cu-E $\phi 8 \times M8 \times 30 \times 0.8$ mm
MA 061	Cu-E $\phi 8 \times M8 \times 30 \times 0.9$ mm
MA 062	Cu-E $\phi 8 \times M8 \times 30 \times 1.0$ mm
MA 063	Cu-E $\phi 8 \times M8 \times 30 \times 1.2$ mm
MA 064	Cu-E $\phi 8 \times M8 \times 30 \times 1.6$ mm

SPARE PARTS

PART NO.	DESCRIPTION
1. HR MB 405	Tip Holder 5/16"
1a. HR MB 406	Tip Holder M8
2. HR MD490	Insulator
2a. HR MD491	Insulator
3. HR MC 443	Insulator
4. HR MF 535	Swan Neck
5. HR MG 701	Torch Body with Screws
6. HR MG 620	Front Handle with Screws
7. HR MK 704	Front Support Spring
8. HR SBME470-CB	SBME 470 Cable Assembly
9. VJ166C36	Micro Switch
10. HR TG 543	Spring
11. HR ML 710	Trigger
12. HR MK709	Rear Support Spring
13. HR ML 686	Rear Handle Lock Nut
14. HR MR883	Rear Handle
15. 500.0213	Euro Connector NUT
16. D1516	Euro Connector

LINER C

PART NO.	DESCRIPTION
124.0041	Yellow Steel Liner 1.6mm,3m
124.0042	Yellow Steel Liner 1.6mm,4m
124.0044	Yellow Steel Liner 1.6mm,5m

Rating: 250A CO2 /210A MIX ; Duty Cycle 60%; Wire Diameter:0.8-1.2mm

ITEM

PART NO.	DESCRIPTION		
	3m	4m	5m
HRML MT-25 Welding Torch	HRML MT-25-30	HRML MT-25-40	HRML MT-25-50

NOZZLE A

PART NO.	DESCRIPTION
HR169724	Nozzle ϕ 12.7
HR169725	Nozzle ϕ 16 STD.
HR169726	Nozzle ϕ 16 Tip flush


CONTACT TIP B

PART NO.	DESCRIPTION
HR000067	E-Cu 1/4" x28.5x0.8
HR000068	E-Cu 1/4" x28.5x0.9
HR172034	E-Cu 1/4" x28.5x1.2

SPARE PARTS

PART NO.	DESCRIPTION
1. HR169728	Tip Holder
2. HR169729	Nozzle Adapter
3. 402-5	Heavy Duty Shock Washer
4. HR169731	Swan Neck
5. 407	Gooseneck Attachment
6. 308	Connector Cone
7. 409	Cone Nut
8. 410	Handle/Spring Assembly
9. 411-1	Switch
10. 411-2	Switch House with Screws
11. HRMT25-CB	Cable Assembly
12.	Rear Support Spring
13.	Rear Handle Lock Nut
14.	Rear Handle
15. AC2011	Connect or Block
16. HRMT2510	MILLER Connector Plug
17. HR194012	Liner 0.9-1.2, 4.5m

Rating: 300A CO₂/185A MIX ; Duty Cycle:60%; Wire DIA:0.8–1.4mm



ITEM

PART NO.	DESCRIPTION		
	3m	4m	4.5m
HRME 300A Welding Torch, EURO Connector, HRME 300A-30	HRME 300A-40	HRME 300A-45	

NOZZLE A

PART NO.	DESCRIPTION
HR 53004	Nozzle ϕ 12.5 STD.
HR 53005	Nozzle ϕ 16

CONTACT TIP B

PART NO.	DESCRIPTION
HR 57608	Cu-E, M6×31×0.8mm
HR 57609	Cu-E, M6×31×0.9mm
HR 57610	Cu-E, M6×31×1.0mm
HR 57612	Cu-E, M6×31×1.2mm
HR 57614	Cu-E, M6×31×1.4mm

LINER C

PART NO.	DESCRIPTION
HR 57191	Steel Liner 0.8–1.2mm, 3m
HR 57193	Steel Liner 0.8–1.2mm, 4m
HR 57194	Steel Liner 0.8–1.2mm, 4.5m

SPARE PARTS

PART NO.	DESCRIPTION
1. HR 53002	Gas Diffuser
2. HR ME300A01	Swan Neck
3. HR ME300A02	Front Handle
4. HR ME300A04	Switch
5. HR ME300A05	Hook
6. HR ME300A06	Front Rubber Support
7. HR ME300A07	Cable Assembly
8. HR MK709	Rear Support Spring
9. HR ML 686	Lock Nut For Rear Handle
10. HR MR883	Rear Handle
11. 500.0213	Rear Connector Nut
12. ME300-EC	Mechafin Euro Connector

Rating: 400A CO₂/ 260A MIX ; Duty Cycle:60%; Wire DIA:0.8-1.6mm



ITEM	
PART NO.	DESCRIPTION
	3m 4m 4.5m
HRME 400A Welding Torch, EURO Connector, HRME 400A-30	HRME 400A-40 HRME 400A-45


NOZZLE A	
PART NO.	DESCRIPTION
HR 54004	Nozzle ϕ 15 STD.
HR 54007	Nozzle ϕ 19

CONTACT TIP B	
PART NO.	DESCRIPTION
HR 57808	Cu-E, M8 \times 32 \times 0.8mm
HR 57809	Cu-E, M8 \times 32 \times 0.9mm
HR 57810	Cu-E, M8 \times 32 \times 1.0mm
HR 57812	Cu-E, M8 \times 32 \times 1.2mm
HR 57814	Cu-E, M8 \times 32 \times 1.4mm
HR 57816	Cu-E, M8 \times 32 \times 1.6mm

LINER C	
PART NO.	DESCRIPTION
HR 57195	Steel Liner 0.8-1.2mm, 3m
HR 57197	Steel Liner 0.8-1.2mm, 4m
HR 57198	Steel Liner 0.8-1.2mm, 4.5m

SPARE PARTS		
PART NO.		DESCRIPTION
1.	HR 54002	Gas Diffuser
2.	HR ME400A01	Swan Neck
3.	HR ME400A011	Torch Body
4.	HR ME300A02	Front Handle
5.	HR ME300A05	Switch
6.	HR ME300A03	Hook
7.	HR ME300A04	Front Rubber Support
8.	HR ME400A05	Cable Assembly
9.	HR MK709	Rear Support Spring
10.	HR ML 686	Lock Nut For Rear Handle
11.	HR MR883	Rear Handle
12.	500.0213	Rear Connector Nut
13.	ME400-EC	Mechafin Euro Connector

Rating: 300A CO₂/185A MIX ; Duty Cycle:60%; Wire DIA:0.8-1.2mm



ITEM

PART NO.	DESCRIPTION		
	3m	4m	4.5m
HRAL3000	Welding Torch, EURO Connector, HRAL3000-30	HR AL3000-40	HR AL3000-45

NOZZLE A

PART NO.	DESCRIPTION
HR42.0001.5096	Nozzle ϕ 13
HR42.0001.5269	Nozzle ϕ 15 STD.
HR42.0001.5151	Nozzle ϕ 11

CONTACT TIP B

PART NO.	DESCRIPTION
HR 42.0001.2911	CuCrZr M8×35×0.8mm
HR 42.0001.2912	CuCrZr M8×35×1.0mm
HR 42.0001.2913	CuCrZr M8×35×1.2mm


LINER C

PART NO.	DESCRIPTION
HR42.0404.0287	Steel Liner 0.8-1.2mm,3.5m
HR42.0404.0288	Steel Liner 0.8-1.2mm,4.5m

SPARE PARTS

PART NO.	DESCRIPTION
1. HR42.0001.5084	Tip Holder
2. HR42.0100.1014	Insulator
3. HR42.0001.2930	Nozzle Holder
4. HR34.0350.1771	Swan Neck
5. HR AL3000A01	Front Handle
6. D1506	Switch
7. D1507	Ball Joint
8. HRAL3000A02	Front Handle Spring
9. HR AL3000A03	Cable Assembly
10. HRMK709	Spring For Rear Handle
11. D1511	Lock Nut For Rear Handle
12. HR42.0402.0143	Rear Handle
13. 500.0213	Rear Connector Nut
14. AL3000-EC	Fronius Euro Connector

Rating: 400A CO₂/320A MIX ; Duty Cycle:60%; Wire DIA:0.8–1.2mm



ITEM

PART NO.	DESCRIPTION		
	3m	4m	4.5m
HRAL4000	Welding Torch, EURO Connector, HRAL4000-30	HR AL4000-40	HR AL4000-45

NOZZLE A

PART NO.	DESCRIPTION
HR42.0001.5127	Nozzle $\phi 20$
HR42.0001.5128	Nozzle $\phi 17$ STD.
HR42.0001.5129	Nozzle $\phi 15$

CONTACT TIP B

PART NO.	DESCRIPTION
HR 42.0001.1576	CuCrZr M10×40×0.8mm
HR 42.0001.1577	CuCrZr M10×40×1.0mm
HR 42.0001.1578	CuCrZr M10×40×1.2mm


LINER C

PART NO.	DESCRIPTION
HR42.0404.0287	Steel Liner 0.8–1.2mm, 3.5m
HR42.0404.0288	Steel Liner 0.8–1.2mm, 4.5m

SPARE PARTS

PART NO.	DESCRIPTION
1. HR42.0001.5122	TIP Holder M10
2. HR42.0100.1018	Insulator
3. HR42.0001.2970	Nozzle Holder
4. HR42.0100.1007	Gas Diffuser
5. HR34.0350.1822	Swan Neck
6. HR AL3000A01	Front Handle with Trigger
7. D1506	Switch
8. D1507	Ball Joint
9. HR AL3000A02	Spring For Front Handle
10. HR AL4000A03	Cable Assembly
11. HR MK709	Spring For Rear Handle
12. D1511	Lock Nut For Rear Handle
13. HR42.0402.0143	Rear Handle
14. 500.0213	Rear Connector Nut
15. AL3000-EC	Fronius Euro Connector

Rating: 400A CO₂/320A MIX ; Duty Cycle:100%; Wire DIA:0.8–1.2mm



ITEM

PART NO.	DESCRIPTION		
	3m	4m	4.5m
HRAW4000	Welding Torch, FN Connector, HRAW4000-30	HR AW4000-40	HR AW4000-45

NOZZLE A

PART NO.	DESCRIPTION
HR42.0001.5096	Nozzle ϕ 13
HR42.0001.5269	Nozzle ϕ 15 STD.
HR42.0001.5151	Nozzle ϕ 11

CONTACT TIP B

PART NO.	DESCRIPTION
HR 42.0001.2911	CuCrZr M8×35×0.8mm
HR 42.0001.2912	CuCrZr M8×35×1.0mm
HR 42.0001.2913	CuCrZr M8×35×1.2mm

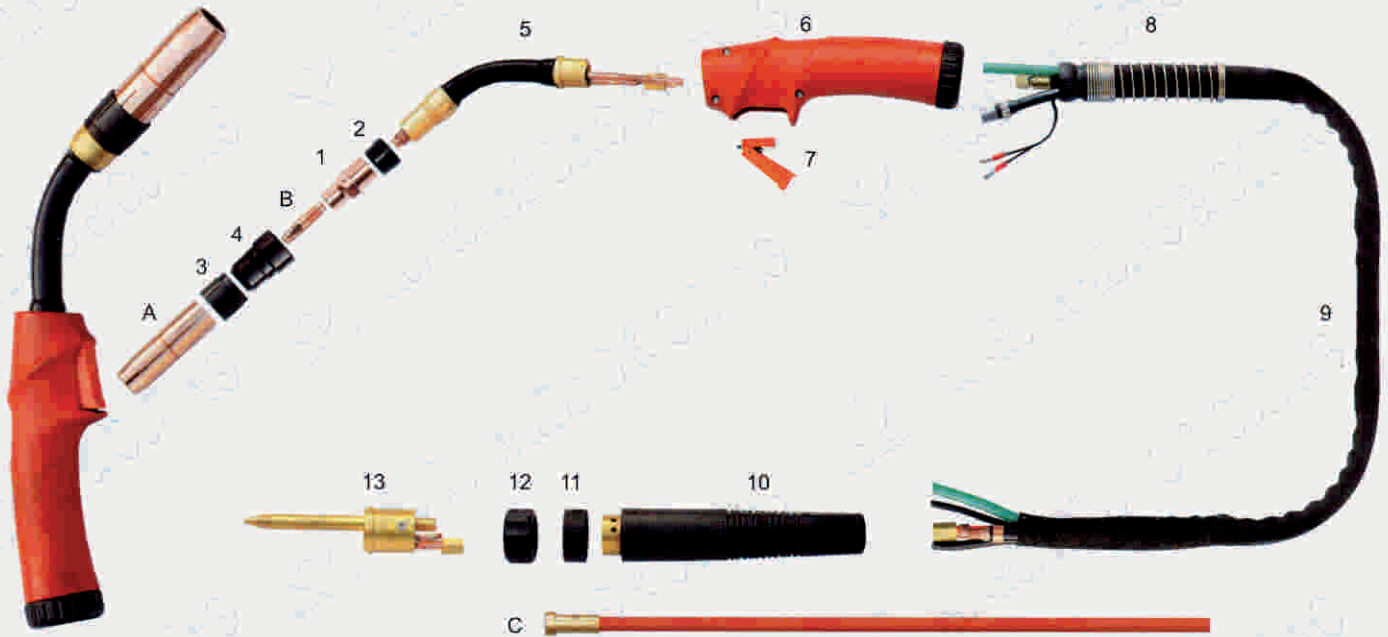
LINER C

PART NO.	DESCRIPTION
HR42.0404.0287	Steel Liner 0.8–1.2mm, 3.5m
HR42.0404.0288	Steel Liner 0.8–1.2mm, 4.5m

SPARE PARTS

PART NO.	DESCRIPTION
1. HR42.0001.5084	TIP Holder M8
2. HR42.0100.1010	Insulator
3. HR42.0001.2930	Nozzle Holder
4. HR34.0350.1812	Swan Neck
5. HR AL3000A01	Front Handle
6. D1506	Switch
7. HR AL3000A02	Front Support Spring
8. HR AW4000A03	AW4000 Cable Assembly
9. HR 32.0402.1004	Rear Handle
10. HR 42.0405.1010	Lock Ring For Rear Handle
11. HR 42.0400.1005	Rear Connector Nut
12. HR 34.0350.1190	Fronius Water Connector

Rating: 500A CO₂/400A MIX ; Duty Cycle:100%; Wire DIA:0.8–1.6mm



ITEM

PART NO.	DESCRIPTION		
	3m	4m	4.5m
HRAW5000	Welding Torch, FN Connector, HRAW5000-30	HR AW5000-40	HR AW5000-45

NOZZLE A

PART NO.	DESCRIPTION
HR42.0001.5127	Nozzle $\phi 20$
HR42.0001.5128	Nozzle $\phi 17$ STD.
HR42.0001.5129	Nozzle $\phi 15$

CONTACT TIP B

PART NO.	DESCRIPTION
HR 42.0001.1576	CuCrZr M10×40×0.8mm
HR 42.0001.1577	CuCrZr M10×40×1.0mm
HR 42.0001.1578	CuCrZr M10×40×1.2mm

LINER C

PART NO.	DESCRIPTION
HR42.0404.0287	Steel Liner 0.8–1.2mm, 3.5m
HR42.0404.0288	Steel Liner 0.8–1.2mm, 4.5m

SPARE PARTS

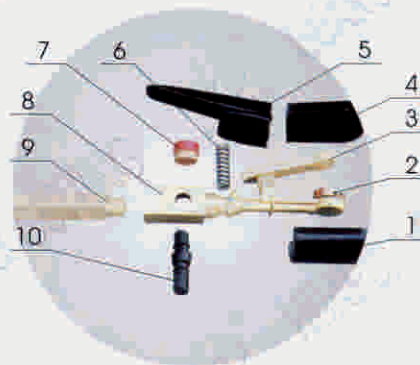
PART NO.	DESCRIPTION
1. HR42.0001.5122	TIP Holder M10
2. HR42.0100.1016	Insulator
3. HR42.0001.2970	Nozzle Holder
4. HR42.0100.1007	Gas Diffuser
5. HR34.0350.1820	Swan Neck
6. HR AL3000A01	Front Handle
7. D1506	Switch
8. HR AL3000A02	Spring For Front Handle
9. HR AW5000A03	Cable Assembly
10. HR 32.0402.1004	Rear Handle
11. HR 42.0405.1010	Lock Ring For Rear Handle
12. HR 42.0400.1005	Rear Connector Nut
13. HR 34.0350.1190	Fronius Water Connector

HR145 Welding Torch


Part Number	Description
HR1450	Welding Torch 2.0m

HRTRF140 Welding Torch


Part Number	Description
HRTRF 140	Welding Torch 2.0m

Gouging Torch


1. INSULATION
2. HEAD ASSY
3. UPPER ARM
4. INSULATION
5. PRESS HANDLE
6. SPRING
7. BONNET
8. DUMP ARM
9. CONNECTOR
10. SPOD ASSY

Part Number	Description
HR-29300	Gouging Torch Set K-3
HR-29310	Gouging Torch Set K-4
HR29320	Gouging Torch Set K-5
HR29330	Gouging Torch Set K-6

HRMB Nozzle 15AK



Part Number	Description
145.0075	Nozzle Conical
145.0041	Nozzle Cylindrical
145.0123	Nozzle Tapered
145.0168	Nozzle Spot

HRMB Nozzle 40KD



Part Number	Description
145.0079	Nozzle Conical
145.0046	Nozzle Cylindrical
145.0127	Nozzle Tapered

HRMB Nozzle 24KD



Part Number	Description
145.0080	Nozzle Conical
145.0047	Nozzle Cylindrical
145.0128	Nozzle Tapered

HRMB Nozzle 501D



Part Number	Description
145.0085	Nozzle Conical
145.0051	Nozzle Cylindrical
145.0132	Nozzle Tapered

HRMB Nozzle 25AK



Part Number	Description
145.0076	Nozzle Conical
145.0042	Nozzle Cylindrical
145.0124	Nozzle Tapered
145.0144	Nozzle Bottle
145.0169	Nozzle Spot Welding

HRMB Nozzle 602



Part Number	Description
145.0052	Nozzle Cylindrical
145.0088	Nozzle Conical
145.0133	Nozzle Sharp
145.0180	Nozzle Spot Welding

HRMB Nozzle 36KD



Part Number	Description
145.0078	Nozzle Conical
145.0045	Nozzle Cylindrical
145.0126	Nozzle Tapered

HRMB Nozzle 61GD



Part Number	Description
145.0048	Nozzle Cylindrical
145.0081	Nozzle Conical
145.0175	Nozzle Spot Welding

HRABI 150/200 NOZZLE



Part Number	Description
T45.D001	Nozzle ,12mm Bore,L52mm
T45.D004	Nozzle ,12mm Bore,L54mm
T45.D003	Nozzle ,17mm Bore,L52mm
T45.D011	Nozzle ,16mm Bore,L70mm
T45.D012	Nozzle ,14mm Bore,L67mm
T45.D014	Nozzle ,18mm Bore,L69mm

HROT C Nozzle with Insulator Bush 200A



Part Number	Description
HRU5342P00	Nozzle Cylindrical
	Nozzle Conical

HRABI 300/450 NOZZLE



Part Number	Description
T45.D021	Nozzle ,18mm Bore,L72mm
T45.D022	Nozzle ,16mm Bore,L69mm
T45.D024	Nozzle ,21mm Bore,L72mm
T45.D243	Nozzle ,13mm Bore,L85mm
T45.D244	Nozzle ,16mm Bore,L85mm
T45.D249	Nozzle ,24mm Bore,L83mm

HROT C 350A / 500A Nozzle



Part Number	Description
HRU4167G01	Nozzle L73,Ø16
HRU4167H01	Nozzle L73,Ø13
HRU4173G01	Nozzle L88,Ø19
HRU4173H01	Nozzle L88,Ø16

HRPA Nozzle with Insulator Bush 180A



Part Number	Description
A18001	Nozzle Cylindrical
A18002	Nozzle Conical

HRPA Nozzle 500A



Part Number	Description
A50001	Nozzle Cylindrical
A50002	Nozzle Conical

HRPA Nozzle 350A /350LX100mm



Part Number	Description
A35001	Nozzle Cylindrical
A35002	Nozzle Conical
A35002L	Nozzle (L) Female Thread

HRPA Nozzle YT-601CCN



Part Number	Description
A60101	Nozzle Female Thread

Nozzles No.1



Part Number	Description
21-37	Nozzle Self Insulated
21-50	Nozzle Self Insulated
21-62	Nozzle Self Insulated

Nozzles No.4



Part Number	Description
24A-50	Nozzle Adjustable
24A-62	Nozzle Adjustable
24A-75	Nozzle Adjustable

Nozzles No.2



Part Number	Description
22-50	Nozzle Adjustable
22-62	Nozzle Adjustable

Nozzles No.5



Part Number	Description
24AH-50	Nozzle Heavy Duty
24AH-62	Nozzle Heavy Duty
24AH-75	Nozzle Heavy Duty

Nozzles No.3



Part Number	Description
23-37	Nozzle Self Insulated
23-50	Nozzle Self Insulated
23-62	Nozzle Self Insulated
23-75	Nozzle Self Insulated

Nozzles No.6



Part Number	Description
24CT-50S	Nozzle Fixed Coarse Thread
24CT-62S	Nozzle Fixed Coarse Thread
24CT-75S	Nozzle Fixed Coarse Thread

Nozzles No.3



Part Number	Description
23T-37	Nozzle Self Insulated

Nozzle No.7



Part Number	Description
25CT-50	Nozzle Fixed Coarse Thread
25CT-62	Nozzle Fixed Coarse Thread
25CT-75	Nozzle Fixed Coarse Thread

HRTW Insulator NO.2



Part Number	Description
32	Nozzle Insulator Adjustable

HRBN Nozzle No.1



Part Number	Description
4295	Nozzle Insulator

HRTW Insulator NO.4



Part Number	Description
34A	Nozzle Insulator Adjustable

HRBN Nozzle No.2



Part Number	Description
4391	Brass Nozzle
4392	Brass Nozzle Tapered
4393	Copper Nozzle

HRTW Insulator NO.4



Part Number	Description
34CT	Nozzle Insulator Coarse Thread

HRBN Nozzle No.3



Part Number	Description
4491	Brass Nozzle
4492	Brass Nozzle Tapered

HRTW Insulator NO.5



Part Number	Description
35CT	Nozzle Insulator Coarse Thread

HRBN Nozzle No.4



Part Number	Description
4591	Copper Nozzle
4592	Copper Nozzle Tapered

HRBN NOZZLE


Part Number	Description
B4395A	Brass Nozzle Tapped, 3/8" Bore

HRBN NOZZLE


Part Number	Description
NST-3800B	Brass Nozzle, 3/8" Bore
NST-3800B	Brass Nozzle, 3/8" Bore
NST-38XTB	Brass Nozzle, 3/8" Bore
NT-3800C	Copper Nozzle, 3/8" Bore

HRBN NOZZLE


Part Number	Description
B242	Brass Nozzle Tapped
B256	Insulator

HRFR nozzle


Part Number	Description
42.0001.5173	gas nozzle

HRBN NOZZLE


Part Number	Description
N-58**B Series	Brass Nozzle, 5/8" Bore
N-34**B Series	Brass Nozzle, 3/4" Bore
NS-58**B Series	Brass Nozzle, 5/8" Bore
NS-12**B Series	Brass Nozzle, 1/2" Bore

HRFR nozzle


Part Number	Description
42.0001.5096	gas nozzle
42.0001.5269	gas nozzle

HRBN NOZZLE


Part Number	Description
N-58**C Series	Copper Nozzle, 5/8" Bore
N-34**C Series	Copper Nozzle, 3/4" Bore
NS-58**C Series	Brass Nozzle, 5/8" Bore
NS-1218C Series	Brass Nozzle, 1/2" Bore

HRFR nozzle


Part Number	Description
42.0001.5128	gas nozzle
42.0001.5129	gas nozzle

HRES NOZZLE



Part Number	Description
366-854-880	Std Shroud c/w Ins PSF160
366-854-881	Std Shroud c/w Ins PSF250
366-854-882	Std Shroud c/w Ins PSF315
366-854-883	Std Shroud c/w Ins PSF400
366-854-884	Std Shroud c/w Ins PSF500

HRKP NOZZLE MT35



Part Number	Description
9580102	Conical Nozzle, 16mm Bore
9591011	Nozzle Insulator

HRES NOZZLE



Part Number	Description
366-946-880	Conical Shroud c/w Ins PSF160
366-946-881	Conical Shroud c/w Ins PSF250

HRKP Nozzle MT38



Part Number	Description
4255530	Nozzle 16.5mm Bore

HRKP Nozzle 250A



Part Number	Description
9580101	Nozzle 13.5mm Bore

HRKP Nozzle MT42



Part Number	Description
4300260	Conical Nozzle - 16mm Bore
4300260C	Tapered Nozzle - 13mm Bore

HRKP NOZZLE PMT27/MMT32



Part Number	Description
4295760	Nozzle, 14mm Bore
4295760L	Long Nozzle, 14mm Bore
4295760C	Conical Nozzle, 12mm Bore
4294970	Nozzle, 14mm Bore, 70mm Long

HRKP NOZZLE PMT52W/MMT52W



Part Number	Description
4300380	Nozzle, 18mm Bore
4300380L	Nozzle, 18mm Bore, Long
4300380C	Conical Nozzle, 14mm Bore
4307030	Nozzle Insulator

HRTR nozzle


Part Number	Description
R401-4-38	gas nozzle
R401-4-50	gas nozzle
R401-4-62	gas nozzle
R401-4-75	gas nozzle
R401-5-50	gas nozzle
R401-5-62	gas nozzle
R401-5-75	gas nozzle

HRME Nozzle ME-500A


Part Number	Description
55003	Nozzle I.D17 L81

HRTR nozzle


Part Number	Description
R401-6-50	gas nozzle
R401-6-62	gas nozzle
R401-6-75	gas nozzle

HRME Nozzle ME-300A


Part Number	Description
53003	Nozzle I.D13 L66
53004	Nozzle I.D12 L71

HRTR nozzle


Part Number	Description
R401-7-62	gas nozzle
R401-7-75	gas nozzle
R401-7-87	gas nozzle

HRME Nozzle ME-400A


Part Number	Description
54003	Nozzle I.D15.4 L72
54004	Nozzle I.D14 L72

HRML Nozzel


Part Number	Description
169715-38	Used with M15 ,3/8" Bore
169715	Used with M15 ,1/2" Bore

HRML Nozzel


Part Number	Description
169724	Used with M25&M40 ,1/2" Bore
169725	Used with M25&M40 ,5/8" Bore
169726	Used with M25&M40 ,5/8" Bore
169727	Used with M25&M40 ,5/8" Bore

HRMAXI 150 Nozzle


Part Number	Description
HRMC0005	Φ11, L53
HRMC0006	Φ11, L53

HRSBME 125 Nozzle


Part Number	Description
HRME 511	Φ15
HRME 536	Φ12

HRMAXI 250 Nozzle


Part Number	Description
HRMC0008	Φ11, L71
HRMC0009	Φ14, L71
HRMC0125	Φ16, L71
HRMC0010	Φ18, L71

HRSBME 125/135 Nozzle


Part Number	Description
HRME 513	Φ16
HRME 523	Φ19

HRMAXI 350/450 Nozzle


Part Number	Description
HRMC0298	Φ14, L82
HRMC0011	Φ16, L82
HRMC0012	Φ18, L82
HRMC0013	Φ20, L82

HRSBME 450 Nozzle


Part Number	Description
HRME 517	Φ13
HRME 516	Φ16
HRME 512	Φ19

TMM 325 Nozzle


Part Number	Description
01.03.006	Φ16, L66
01.03.325	Φ16, L66

HRSBME 450 Nozzle


Part Number	Description
HRMD 490	Insulator
HRME 514	Φ15
HRME 521	Φ19

TMM 250 Nozzle


Part Number	Description
01.03.544	Φ16, L54

HRSBME 450 Nozzle


Part Number	Description
HRMD 491	Insulator
HRME 515	Φ15
HRME 534	Φ19

HRMB Tip Adaptor 14AK



Part Number	Description
D1401	Tip Adaptor

HRMB Tip Adaptor 26KD



Part Number	Description
D2601	Tip Adaptor

HRMB Tip Adaptor 15AK



Part Number	Description
D1501	Tip Adaptor

HRMB Tip Adaptor 36KD



Part Number	Description
D3601-1	Tip Adaptor 28mm M6
D3601-2	Tip Adaptor 31mm M6
D3601	Tip Adaptor 28mm M8

HRMB Tip Adaptor 24KD



Part Number	Description
D2401	Tip Adaptor

HRMB Tip Adaptor 40KD



Part Number	Description
D4001	Tip Adaptor

HRMB Tip Adaptor 25AK



Part Number	Description
D2501	Tip Adaptor

HRMB Tip Adaptor 501D



Part Number	Description
D50101	Tip Adaptor 25.0mm M8
D50101-1	Tip Adaptor 29.0mm M8

HRMB Tip Adaptor 61GD


Part Number	Description
D6101	Tip Adaptor

HRMB Tip Adaptor 602


Part Number	Description
D60201	Tip Adaptor

HRABI 150/200/300/450 Tip Adaptor


Part Number	Description
006.D104	L33mm, M6
004.D110	L47mm, M6
018.D114	L49mm, M8
016.D125	L55mm, M10

HRMF-45 Gas Diffuser Range


Part Number	Description
HRMF4501	Head Assembly

HRME Gas Diffuser 300A/400A


Part Number	Description
53002	Gas Diffuser M6/M10X100
54002	Gas Diffuser M8/M12X100

HRFR Tip Holder AL3000


Part Number	Description
42.0001.5084	Tip holder

HRME Gas Diffuser 500A


Part Number	Description
55002	Gas Diffuser M8/G1/4

HRFR Tip Holder AW4000/AW5000


Part Number	Description
42.0001.2696	Tip holder M10
42.0001.5122	Tip holder M10

HRMB Tip Adaptor 14AK



Part Number	Description
D1401	Tip Adaptor

HRMB Tip Adaptor 26KD



Part Number	Description
D2601	Tip Adaptor

HRMB Tip Adaptor 15AK



Part Number	Description
D1501	Tip Adaptor

HRMB Tip Adaptor 36KD



Part Number	Description
D3601-1	Tip Adaptor 28mm M6
D3601-2	Tip Adaptor 31mm M6
D3601	Tip Adaptor 28mm M8

HRMB Tip Adaptor 24KD



Part Number	Description
D2401	Tip Adaptor

HRMB Tip Adaptor 40KD



Part Number	Description
D4001	Tip Adaptor

HRMB Tip Adaptor 25AK



Part Number	Description
D2501	Tip Adaptor

HRMB Tip Adaptor 501D



Part Number	Description
D50101	Tip Adaptor 25.0mm M8
D50101-1	Tip Adaptor 29.0mm M8

HRMB Tip Adaptor 61GD


Part Number	Description
D6101	Tip Adaptor

HRMB Tip Adaptor 602


Part Number	Description
D60201	Tip Adaptor

HRABI 150/200/300/450 Tip Adaptor


Part Number	Description
006.D104	L33mm, M6
004.D110	L47mm, M6
018.D114	L49mm, M8
016.D125	L55mm, M10

HRMF-45 Gas Diffuser Range


Part Number	Description
HRMF4501	Head Assembly

HRME Gas Diffuser 300A/400A


Part Number	Description
53002	Gas Diffuser M6/M10X100
54002	Gas Diffuser M8/M12X100

HRFR Tip Holder AL3000


Part Number	Description
42.0001.5084	Tip holder

HRME Gas Diffuser 500A


Part Number	Description
55002	Gas Diffuser M8/G1/4

HRFR Tip Holder AW4000/AW5000


Part Number	Description
42.0001.2696	Tip holder M10
42.0001.5122	Tip holder M10

Gas Diffuser NO.1


Part Number	Description
D51	Gas Diffuser

GAS Diffuser


Part Number	Description
DTEL52	M6/M11X1.5 L57
DTEL52CT	M6/M11X1.5 L57

Gas Diffuser NO.2


Part Number	Description
D52	Gas Diffuser
D52FN	Gas Diffuser For CT/FN Nozzle

GAS Diffuser


Part Number	Description
DEL52	M11X1.5 L60.5
DEL52CT	M11X1.5 L60.5

Gas Diffuser NO.4


Part Number	Description
D54A	Gas Diffuser

GAS Diffuser


Part Number	Description
DEL54CT-SW	Gas Diffuser
DEL54-H	M12 L64.5

Gas Diffuser NO.5


Part Number	Description
D55	Gas Diffuser
D55H	Gas Diffuser
D55SW	Gas Diffuser

GAS Diffuser


Part Number	Description
DTEL54CT	M8/M12 L57

HRPA Tip Adaptor 180A


Part Number	Description
D1800	Tip Adaptor M6/M10X1

HRES Gas Diffuser PSF-160A


Part Number	Description
366-000-001	Gas Diffuser M6/M10X150

HRPA Tip Adaptor 350Ax67mm, 500Ax78mm


Part Number	Description
D35003	Tip Adaptor M6/1/2"-12
D35003-1	Tip Adaptor M6/1/2"-12

HRES Gas Diffuser PSF-250A Diffuser PSF-315A


Part Number	Description
366 314 001	Gas Diffuser M6/M10X150
366 394 001	Gas Diffuser M6/M12X125

HRPA Tip Adaptor 350x84mm 500x86mm


Part Number	Description
D50003	Tip Adaptor M6/M14
D50003-1	Tip Adaptor M6/M14

HRES Gas Diffuser PSF-400A PSF-500A


Part Number	Description
366 394 002	Gas Diffuser M8/M12X125
366 395 001	Gas Diffuser

HROTC 350A TIP Adaptor


Part Number	Description
HRU4167G03	L79.5,M14x1

HROTC500A TIP Adaptor


Part Number	Description
HRU4173G21	L90,M14x1

HRSBME TIP Holder



Part Number	Description
HRMB401	HRSBME 125

HRSBME TIP Holder



Part Number	Description
HRMB403	HRSBME 450

HRSBME TIP Holder



Part Number	Description
HRMB402	HRSBME 135

HRSBME TIP Holder



Part Number	Description
HRMB406	HRSBME 450

HRSBME TIP Holder



Part Number	Description
HRMB405	HRSBME 235

HRML TIP Holder MT25



Part Number	Description
169728	M25/M40

HRSBME TIP Holder



Part Number	Description
HRMB403	HRSBME 350

HRML Nozzle Adaptor



Part Number	Description
169729	M25/M40

HRMAXI Diffuser 250


Part Number	Description
HRME0001	1/4"-28,L40

HRTR Gas Diffuser


Part Number	Description
404	Gas Diffuser For Std Tip
404-1	Gas Diffuser For H.D Tip

HRMAXI Diffuser 350


Part Number	Description
HRME0003	1/4"-28,L47

HRTR Nozzle Retainer


Part Number	Description
R402-3	Nozzle Retainer

HRMAXI Diffuser 450


Part Number	Description
HRME0006	M8,L58

HRTR Nozzle Retainer


Part Number	Description
R404-3	Nozzle Retainer

HRMAXI Diffuser 400


Part Number	Description
HRME0009	M8,L35

HRTR Tip Hold


Part Number	Description
404-20	Double Lead

HRKP Gas Diffuser 250A



Part Number	Description
9580173	Gas Diffuser M6/M9X1

HRBN Gas Diffuser 200/300



Part Number	Description
D4235	Head Assembly
D4335	Head Assembly

HRKP Gas Diffuser MT38



Part Number	Description
4255421	M8/M10X1 L30
9580286	M6 L38 ID1.4 ID5.6

HRBN Gas Diffuser 400/500



Part Number	Description
D4435	Head Assembly
D4635	Head Assembly

HRKP Tip Adaptor PMT32 / PMT42



Part Number	Description
4295740	Gas Diffuser PMT 32W/MMT 32
4304600	M8

HRBN Gas Diffuser 200/300



Part Number	Description
D7392	Head Assembly

HRKP Tip Adaptor PMT52



Part Number	Description
4300390	Gas Diffuser PMT 52W/MMT 52W

HRBN Gas Diffuser "D" Series



Part Number	Description
D-1	Gas Diffuser
DS-1	Gas Diffuser

HRPA Insulator 200



Part Number	Description
D20002	Insulator Tube OTC 200A

HROK Insulator 350



Part Number	Description
O35002	Insulator Tube Osaka 350A

HRPA Insulator 350



Part Number	Description
D35002	Insulator Tube 350A

HROK Insulator 500



Part Number	Description
O50002	Insulator Tube Osaka 500A

HRPA Insulator 500



Part Number	Description
D50002	Insulator Tube 500A

HROTC insulator 350



Part Number	Description
O35002-1	Insulator Tube outer Brass OTC 350A

HRPA Nozzle Adaptor Yt-601 CCN



Part Number	Description
D50001W	Water Cooled

HROTC insulator 500



Part Number	Description
O50002-1	Insulator Tube Outer Brass OTC 500A

Contact Tip M5x18mm Ecu



Part Number	Description
140.0002	Contact Tip 0.6mm/.023"
140.0037	Contact Tip 0.8mm/.030"
140.0038	Contact Tip 1.0mm/.040"

Contact Tip M10x35mm Cu Cr Zr



Part Number	Description
140.1108	Contact Tip 1.6mm/1/16"
140.1134	Contact Tip 2.0mm/5/64"
140.1109	Contact Tip 2.4mm/3/32"
140.1135	Contact Tip 2.8mm/7/64"
140.1136	Contact Tip 3.2mm/1/8"

Contact Tip M6x25mm Ecu



Part Number	Description
140.0008	Contact Tip 0.6mm/.023"
140.0059	Contact Tip 0.8mm/.030"
140.0177	Contact Tip 0.9mm/.035"
140.0253	Contact Tip 1.0mm/.040"
140.0387	Contact Tip 1.2mm/.045"

Contact Tip M6x48mm Ecu



Part Number	Description
140.xx	Contact Tip 0.8mm/0.030"
140.xx	Contact Tip 0.9mm/0.035"
140.xx	Contact Tip 1.0mm/0.040"
140.xx	Contact Tip 1.2mm/0.045"

Contact Tip M6x28mm Ecu



Part Number	Description
140.0005	Contact Tip 0.6mm/.023"
140.0051	Contact Tip 0.8mm/.030"
140.0169	Contact Tip 0.9mm/.035"
140.0242	Contact Tip 1.0mm/.040"
140.0379	Contact Tip 1.2mm/.045"
140.0516	Contact Tip 1.4mm/.055"
140.0555	Contact Tip 1.6mm/1/16"

HRPA Contact Tip 45mm Cu Cr Zr ECU



Part Number	Description
B35002	Contact Tip 1.2mm/.030"
B35003	Contact Tip 1.4mm/.055"
B35004	Contact Tip 1.6mm/1/16"

Contact M8x30mm Ecu



Part Number	Description
140.0114	Contact Tip 0.8mm/.030"
140.0214	Contact Tip 0.9mm/.035"
140.0313	Contact Tip 1.0mm/.040"
140.0442	Contact Tip 1.2mm/.045"
140.0533	Contact Tip 1.4mm/.055"
140.0587	Contact Tip 1.6mm/1/16"
140.0653	Contact Tip 2.0mm/5/64"
140.0677	Contact Tip 2.4mm/3/32"

HRPA Contact Tip, M6x69mm Cu Cr Zr/Cu-E



Part Number	Description
HRTET 00915	Contact Tip 0.9
HRTET 01013	Contact Tip 1.0
HRTET 01220	Contact Tip 1.2
HRTET 01437	Contact Tip 1.4

HROTC Contact Tip 45mm Cu Cr Zr / Cu-E



Part Number	Description
HRK980C24	Contact Tip 0.8mm/.030"
HRK980C25	Contact Tip 1.0mm/.040"
HRK980C26	Contact Tip 1.2mm/.045"
HRK980C27	Contact Tip 1.4mm/.055"

HRBN Contact Tip 2" Cu Cr Zr / Cu-E



Part Number	Description
1588	Contact Tip 0.8mm/.030"
1589	Contact Tip 0.9mm/.035"
1590	Contact Tip 1.2mm/.045"
1591	Contact Tip 1.6mm/1/16"
1592	Contact Tip 2.0mm/5/64"
1593	Contact Tip 2.4mm/3/32"
1594	Contact Tip 2.8mm/7/64"

HROTC Contact Tip 40mm Cu Cr Zr / Cu-E



Part Number	Description
40/0.8	Contact Tip 0.8mm/.030"
40/1.0	Contact Tip 1.0mm/.040"
40/1.2	Contact Tip 1.2mm/.045"

HRBN Contact Tip 2" Cu Cr Zr / Cu-E



Part Number	Description
4281	Contact Tip 0.9mm/.035"
4299	Contact Tip 1.0mm/.039"
4282	Contact Tip 1.2mm/.045"
4288	Contact Tip 1.4mm/.055"

HRBN Contact Tip 1.25" Cu Cr Zr / Cu-E



Part Number	Description
7497	Contact Tip 0.6mm/.023"
7488	Contact Tip 0.8mm/.030"
7489	Contact Tip 0.9mm/.035"
7496	Contact Tip 1.0mm/.040"
7490	Contact Tip 1.2mm/.045"
7498	Contact Tip 1.4mm/.055"
7491	Contact Tip 1.6mm/1/16"
7492	Contact Tip 2.0mm/5/64"
7493	Contact Tip 2.4mm/3/32"

HRBN "T" Series Contact Tip Cu Cr Zr / Cu-E



Part Number	Description
T-023	Contact Tip .023"/0.6mm
T-030	Contact Tip .030"/0.8mm
T-035	Contact Tip .035"/0.9mm
T-039	Contact Tip .040"/1.0mm
T-045	Contact Tip .045"/1.2mm
T-052	Contact Tip .055"/1.4mm
T-062	Contact Tip .062"/1.6mm
T-078	Contact Tip .078"/2.0mm

HRBN PX20 Contact Tip 1.5" Cu Cr Zr / Cu-E



Part Number	Description
012-01	Contact Tip 0.8mm/.030"
012-02	Contact Tip 0.9mm/.035"
012-03	Contact Tip 1.2mm/.045"

HRBN "TT" Series Contact Tip Cu Cr Zr / Cu-E



Part Number	Description
TT-023	Contact Tip .023"/0.6mm
TT-030	Contact Tip .030"/0.8mm
TT-035	Contact Tip .035"/0.9mm
TT-039	Contact Tip .040"/1.0mm
TT-045	Contact Tip .055"/1.2mm
TT-052	Contact Tip .062"/1.4mm
TT-062	Contact Tip .062"/1.6mm

Contact Tip M6x25mm Cu Cr Zr / Cu-E



Part Number	Description
11-23	Contact Tip 0.6mm/.023"
11-30	Contact Tip 0.8mm/.030"
11-40	Contact Tip 1.0mm/.040"
11-45	Contact Tip 1.2mm/.045"
11T-23	Contact Tip 0.6mm/.023"
11T-30	Contact Tip 0.8mm/.030"
11T-35	Contact Tip 0.9mm/.035"
11T-40	Contact Tip 1.0mm/.040"
11T-45	Contact Tip 1.2mm/.045"

Contact Tip 5/16" UNFx50mm Cu Cr Zr / Cu-E



Part Number	Description
15H-40	Contact Tip 1.0mm/.040"
15H-45	Contact Tip 1.2mm/.045"
15H-52	Contact Tip 1.3mm/.052"
15H-116	Contact Tip 1.6mm/1/16"
15H-564	Contact Tip 2.0mm/5/64"
15H-332	Contact Tip 2.4mm/3/32"

Contact Tip 1/4" UNFx38mm Cu Cr Zr / Cu-E



Part Number	Description
14-23	Contact Tip 0.6mm/.023"
14-30	Contact Tip 0.8mm/.030"
14-35	Contact Tip 0.9mm/.035"
14-40	Contact Tip 1.0mm/.040"
14-45	Contact Tip 1.2mm/.045"
14-52	Contact Tip 1.3mm/.052"
14-116	Contact Tip 1.6mm/1/16"
14T-35	Contact Tip 0.9mm/0.035"
14T-40	Contact Tip 1.0mm/0.040"
14T-45	Contact Tip 1.2mm/0.045"
14T-52	Contact Tip 1.3mm/0.052"
14T-564	Contact Tip 2.0mm/5/64"

Contact Tip 5/16" UNFx41mm Cu Cr Zr / Cu-E



Part Number	Description
15HFC-40	Contact Tip 1.0mm/.040"
15HFC-45	Contact Tip 1.2mm/.045"
15HFC-116	Contact Tip 1.6mm/1/16"
15HFC-564	Contact Tip 2.0mm/5/64"

Contact Tip 1/4" UNFx38mm Cu Cr Zr / Cu-E



Part Number	Description
14H-30	Contact Tip 0.8mm/.030"
14H-35	Contact Tip 0.9mm/.035"
14H-40	Contact Tip 1.0mm/.040"
14H-45	Contact Tip 1.2mm/.045"
14H-52	Contact Tip 1.3mm/.052"
14H-116	Contact Tip 1.6mm/1/16"
14H-564	Contact Tip 2.0mm/5/64"

Contact Tip 5/16" UNFx28.5mm Cu Cr Zr / Cu-E



Part Number	Description
T14050-XX / 13-08	Automatic Welding Tip 1.6mm/1/16"

HRME Contact Tip M6x31mm Cu Cr Zr / Cu-E



Part Number	Description
57600	Contact Tip 0.6mm/.023"
57601	Contact Tip 0.8mm/.030"
57602	Contact Tip 1.0mm/.040"
57604	Contact Tip 1.2mm/.045"

HRME Contact Tip M8x32mm Cu Cr Zr / Cu-E



Part Number	Description
57800	Contact Tip 0.8mm/.030"
57812	Contact Tip 1.0mm/.040"
57813	Contact Tip 1.2mm/.045"
57814	Contact Tip 1.6mm/1/16"

HRTR Contact Tip 1/4" UNCx34mm Cu Cr Zr / Cu-E



Part Number	Description
403-23	Contact Tip 0.6mm/.023"
403-30	Contact Tip 0.8mm/.030"
403-35	Contact Tip 0.9mm/.035"
403-40	Contact Tip 1.0mm/.040"
403-45	Contact Tip 1.2mm/.045"
403-52	Contact Tip 1.3mm/.052"
403-116	Contact Tip 1.6mm/1/16"

HRFR Contact Tip M10x1.25X40mm Cu Cr Zr / Cu-E



Part Number	Description
42.0001.1576	Contact Tip 0.8mm/.030"
42.0001.1577	Contact Tip 1.0mm/.040"
42.0001.1578	Contact Tip 1.2mm/.045"
42.0001.1930	Contact Tip 1.4mm/.055"
42.0001.1579	Contact Tip 1.6mm/.063"
42.0001.2314	Contact Tip 2.0mm/5/64"

HRTR Contact Tip 5/16"UNCx34mm Cu Cr Zr / Cu-E



Part Number	Description
403-1-40	Contact Tip 1.0mm/.040"
403-1-116	Contact Tip 1.6mm/1/16"
403-1-30	Contact Tip 0.8mm/.030"
403-1-35	Contact Tip 0.9mm/.035"
403-1-45	Contact Tip 1.2mm/.045"
403-1-52	Contact Tip 1.3mm/.052"

HRES Contact Tip M6x27mm Cu Cr Zr / Cu-E



Part Number	Description
468-500-001	Contact Tip 0.6mm/.023"
468-500-003	Contact Tip 0.8mm/.030"
468-500-004	Contact Tip 0.9mm/.035"
468-500-005	Contact Tip 1.0mm/.040"
468-500-007	Contact Tip 1.2mm/.045"
468-500-008	Contact Tip 1.4mm/.055"

HRTR 5/16"x33.5 Double Lead Cu Cr Zr / Cu-E



Part Number	Description
403-20-30	Contact Tip 0.8mm/030"
403-20-35	Contact Tip 0.9mm 035"
403-20-10	Contact Tip 1.0mm 040"
403-20-45	Contact Tip 1.2mm 045"
403-20-52	Contact Tip 1.3mm 052"
403-20-116	Contact Tip 1.6mm/ 1/16"

HRES Contact Tip M8x37mm Cu Cr Zr / Cu-E



Part Number	Description
468-502-003	Contact Tip 0.8mm/.030"
468-502-004	Contact Tip 0.9mm/.035"
468-502-005	Contact Tip 1.0mm/.040"
468-502-007	Contact Tip 1.2mm/.045"
468-502-008	Contact Tip 1.4mm/.055"
468-502-009	Contact Tip 1.6mm/.063"
468-502-010	Contact Tip 1.6mm/.063"
468-502-011	Contact Tip 2.0mm/5/64"
468-502-012	Contact Tip 2.4mm/3/32"

HRFR Contact Tip M8X35 Cu Cr Zr / Cu-E



Part Number	Description
42.0001.2911	Contact Tip 0.8mm/.023"
42.0001.2912	Contact Tip 1.0mm/.040"
42.0001.2913	Contact Tip 1.2mm/.045"

HRES Contact Tip M6x30mm Cu Cr Zr / Cu-E



Part Number	Description
153-500-001	Contact Tip 0.6mm/.023"
153-500-002	Contact Tip 0.8mm/.030"
153-500-003	Contact Tip 0.8mm/.030"
153-500-004	Contact Tip 0.9mm/.035"
153-500-005	Contact Tip 1.0mm/.040"
153-500-006	Contact Tip 1.2mm/.045"

HRES Contact Tip M8x40mm Cu Cr Zr / Cu-E


Part Number	Description
153-502-001	Contact Tip 0.9mm/.035"
153-502-002	Contact Tip 1.0mm/.040"
153-502-003	Contact Tip 1.2mm/.045"
153-502-004	Contact Tip 1.4mm/.055"

HRSBME M6x37 TIP Cu Cr Zr / Cu-E


Part Number	Description
MA020	Contact Tip 0.8mm/.030"
MA021	Contact Tip 0.9mm/.035"
MA022	Contact Tip 1.0mm/.040"
MA023	Contact Tip 1.2mm/.045"

HRKP M6x29 TIP Cu Cr Zr / Cu-E


Part Number	Description
9876634	Contact Tip 0.6mm/.023"
9876635	Contact Tip 0.8mm/.030"
9876633	Contact Tip 0.9mm/.035"
9876636	Contact Tip 1.0mm/.040"
9876637	Contact Tip 1.2mm/.045"
9876639	Contact Tip 1.6mm/1/16"

HRSBME M8xΦ8x30 TIP Cu Cr Zr / Cu-E


Part Number	Description
MA060	Contact Tip 0.8mm/.030"
MA061	Contact Tip 0.9mm/.035"
MA062	Contact Tip 1.0mm/.040"
MA063	Contact Tip 1.2mm/.045"

HRKP S8xM8x35 TIP Cu Cr Zr / Cu-E


Part Number	Description
9580122	Contact Tip 0.8mm/.030"
9580121	Contact Tip 0.9mm/.035"
9580123	Contact Tip 1.0mm/.040"
9580124	Contact Tip 1.2mm/.045"
9580125	Contact Tip 1.4mm/.055"
9580126	Contact Tip 1.6mm/1/16"
9580127	Contact Tip 2.0mm/5/64"
9580128	Contact Tip 2.4mm/3/32"

HRSBME 5/16"x55 TIP Cu Cr Zr / Cu-E


Part Number	Description
MA050	Contact Tip 0.8mm/.030"
MA051	Contact Tip 0.9mm/.035"
MA052	Contact Tip 1.0mm/.040"
MA053	Contact Tip 1.2mm/.045"

HRML 1/4"x28.5 TIP Cu Cr Zr / Cu-E


Part Number	Description
000067	Contact Tip 0.8mm/.030"
000068	Contact Tip 0.9mm/.035"
000069	Contact Tip 1.2mm/.045"
044392	Contact Tip 1.3mm/.052"
087299	Contact Tip 0.6mm/.023"
172024	Contact Tip 1.6mm/1/16"
172025	Contact Tip 2.0mm/5/64"
172034	Contact Tip 1.2mm/3/64"

HRSBME 5/16"x73 TIP Cu Cr Zr / Cu-E


Part Number	Description
MA040	Contact Tip 0.8mm/.030"
MA041	Contact Tip 0.9mm/.035"
MA042	Contact Tip 1.0mm/.040"
MA043	Contact Tip 1.2mm/.045"
MA044	Contact Tip 1.6mm/1/16"

Φ20x60mm CuCrZr



Part Number	Description
15-01	Spotweld electrode

M8x34.5mm Cu Cr Zr / Cu-E



Part Number	Description
15-05	Gas Diffuser

Φ17x65mm CuCrZr



Part Number	Description
15-02	Spotweld electrode

9/16"-18x73mm CuCrZr



Part Number	Description
S10125XL-1/16	Φ1.6 / 1/16"
S10125XL-5/64	Φ2.0 / 5/64"
S10125XL-3/32	Φ2.4 / 3/32"
S10125XL-7/64	Φ2.8 / 7/64"
S10125XL-1/8	Φ3.2 / 1/8"
S10125XL-5/32	Φ4.0 / 5/32"
S10125XL-3/16	Φ4.8 / 3/16"
S10125XL-7/32	Φ5.6 / 7/32"

9/16"-18x48mm CuCrZr



Part Number	Description
15-031	Sub-Arc Tip 4.0mm/0.16"
15-032	Sub-Arc Tip 4.2mm/0.165"
15-033	Sub-Arc Tip 4.76mm/3/16"
15-034	Sub-Arc Tip 5.6mm/0.22"

Φ15x40mm CuCrZr



Part Number	Description
15-071	Sub-Arc Tip 4.0mm/0.16"
15-072	Sub-Arc Tip 4.2mm/0.165"
15-073	Sub-Arc Tip 4.76mm/3/16"
15-074	Sub-Arc Tip 5.6mm/0.22"

Φ21x37mm CuCrZr



Part Number	Description
15-041	Sub-Arc Tip 4.0mm/0.16"
15-042	Sub-Arc Tip 4.2mm/0.165"
15-043	Sub-Arc Tip 4.76mm/3/16"
15-044	Sub-Arc Tip 5.6mm/0.22"

Φ8x88.5mm Cu Cr Zr / Cu-E



Part Number	Description
15-081	Sub-Arc Tip 1.2mm/0.045"
15-082	Sub-Arc Tip 1.6mm/1/16"
15-083	Sub-Arc Tip 2.0mm/5/64"

HRMB Swan Neck 14AK

Part Number	Description
D1404	Swan Neck 45°



HRMB Swan Neck 25AK

Part Number	Description
D2503	Swan Neck 50°



HRMB Swan Neck 15AK

Part Number	Description
D1504	Swan Neck 50°



HRMB Swan Neck 26KD

Part Number	Description
D2603	Swan Neck 50°



HRMB Swan Neck 23KD

Part Number	Description
D2303	Swan Neck 45°



HRMB Swan Neck 36KD

Part Number	Description
D3603	Swan Neck 50°



HRMB Swan Neck 24KD

Part Number	Description
D2403	Swan Neck 50°



HRMB Swan Neck 40KD

Part Number	Description
D4003-50	Swan Neck 50°
D4003-45	Swan Neck 45°



HRMB Swan Neck 501D

Part Number	Description
D50104	Swan Neck 50°



HRRMBX36S Swan Neck

Part Number	Description
HR014.D829	Swan Neck



HRMB Swan Neck AUT-501

Part Number	Description
D50104-0	Swan Neck Straight 0°
D50104-45	Swan Neck Straight 45°
D50104-60	Swan Neck Straight 60°



HRMB Swan Neck 240D

Part Number	Description
HR023.0001	Swan Neck



HRMB Swan Neck 61GD

Part Number	Description
D6103	Swan Neck 35°



HRGRIP 501D Swan Neck

Part Number	Description
HR034.0496	Swan Neck



HRMB Swan Neck 602

Part Number	Description
D6021-45	AUT602 45°
D6022-50	MB602 50°
D6023-0	AUT602 0°



HRABI 150/200/250 Swan Neck

Part Number	Description
006.D158	Swan Neck, 45°
004.D190	Swan Neck, 45°
018.D190	Swan Neck, 45°



HRMF45 Swan Neck

Part Number	Description
HRMF4503	Swan Neck



HRMB Flexible Swan Neck 15AKF

Part Number	Description
D1504F	Swan Neck Flexible



HRPA Swan Neck 180A

Part Number	Description
D18001	Swan Neck 45°



HRMB Flexible Swan Neck 25AKF

Part Number	Description
D2503F	Swan Neck Flexible



HRPA Swan Neck 350A

Part Number	Description
D35001	Swan Neck 45°



HRMB Fume Swan Neck 36KD

Part Number	Description
D3603	Swan Neck



HRPA Swan Neck 500A

Part Number	Description
D50001	Swan Neck 45°



HRPA Flexible Swan Neck

Part Number	Description
D35001F	350A Swan Neck Flexible
D50001F	500A Swan Neck Flexible



HRES Swan Neck PSF-250/160A



Part Number	Description
366.324.880	PSF 160 Swan Neck
366.315.880	PSF 250 Swan Neck

HRBN 400-H



Part Number	Description
D5469	Swan Neck R1/4

HRES Swan Neck PSF-315A



Part Number	Description
366.388.880	PSF 315 Swan Neck

HRBN 200-H/300



Part Number	Description
D4786	Swan Neck R1/4

HRES Swan Neck PSF-400A/500A



Part Number	Description
366.389.880	PSF 400 Swan Neck
366.390.880	PSF 500 Swan Neck

HRBN 350/400



Part Number	Description
D4790	Swan Neck R1/4

HRES Swan Neck PSF-410W and PSF-510W



Part Number	Description
0458 403 881	PSF-410W Swan Neck
0458 403 882	PSF-510W Swan Neck

HRBN Swan Neck



Part Number	Description
QT2 series	Swan Neck 30°; 45°; 60°; 80°
QT3 series	Swan Neck 30°; 45°; 60°; 80°
QT5 series	Swan Neck 30°; 45°; 60°
QT-180 series	180° Swan Neck series

HRKP Swan Neck 250A

Part Number	Description
KP2504	Swan Neck 45°


HRKP Swan Neck PMT42/MMT42

Part Number	Description
HR3151140	PMT42/MMT42


HRKP Swan Neck MT-38

Part Number	Description
3127990	Swan Neck 45°


HRKP Swan Neck PMT42/MMT52W

Part Number	Description
3149600	PMT42W/MMT42W
3149640	PMT52W/MMT52W


HRKP Swan Neck

Part Number	Description
3146780	MT-27/MT32 , 50°


HRME Swan Neck 300A

Part Number	Description
53000	Swan Neck 45°


HRKP Swan Neck

Part Number	Description
3146800	MT30W , 50°


HRME Swan Neck ME-400A/ME-500A

Part Number	Description
54017	Swan Neck 45° 400A
55020	Swan Neck 45° 500A



HRTW Swan Neck

Part Number	Description
62J45	Swan Neck 45°
62J60	Swan Neck 60°


HRTW Swan Neck NO.1

Part Number	Description
62A45	Conductor Tube 45°
62A60	Conductor Tube 60°


HRTW Swan Neck

Part Number	Description
63J45	Swan Neck 45°
63J60	Swan Neck 60°


HRTW Swan Neck NO.3

Part Number	Description
63A45	Conductor Tube 45°
63A60	Conductor Tube 60°


HRTW Swan Neck

Part Number	Description
64J45	Swan Neck 45°
64J60	Swan Neck 60°


HRTW Swan Neck NO.4


Part Number	Description
64A45	Conductor Tube 45°
64A60	Conductor Tube 60°


HRTW Swan Neck

Part Number	Description
65J45	Swan Neck 45°
65J60	Swan Neck 60°


HRTW Swan Neck NO.5

Part Number	Description
65-45	Conductor Tube 45°
65-60	Conductor Tube 60°



HRFN AL3000/AL4000 Swan Neck



Part Number	Description
34.0350.1771	HRAL3000 Swan Neck
34.0350.1822	HRAL4000 Swan Neck

HRFN RA500 Swan Neck



Part Number	Description
34.0350.1836	FN RA500 Swan Neck 22°

HRAW4000/HRAW5000 Swan Neck



Part Number	Description
34.0350.1812	AW4000 Swan Neck
34.0350.1820	AW5000 Swan Neck

HROTC Swan Neck 200A



Part Number	Description
HRU5020C00	Swan Neck

HRFN AW4000 Swan Neck



Part Number	Description
34.0350.1855	AW4000 Swan Neck

HROTC Swan Neck 350A



Part Number	Description
HRU5347B00	Swan Neck

HRFN AW5000 Swan Neck



Part Number	Description
34.0350.1859	AW5000 Swan Neck

HROTC Swan Neck 500A



Part Number	Description
HRU535B00	Swan Neck

HR SBME 125 Swan Neck



Part Number	Description
HRMF571	Swan Neck

HR SBME 450 Swan Neck



Part Number	Description
HRMF530	Swan Neck

TMM 135 Swan Neck



Part Number	Description
HRTMM01.20.573	Swan Neck

HR SBME 470 Swan Neck



Part Number	Description
HRMF535	Swan Neck

HRTMM 235 Swan Neck



Part Number	Description
HRTMM01.20.574	Swan Neck

HRTR Swan Neck



Part Number	Description
305 series	Swan Neck 45°,60°
405 series	Swan Neck 22°, 45°,60°,180°
505 series	Swan Neck 22°, 45°,60°

HRTMM 350 Swan Neck



Part Number	Description
HRTMM01.20.575	Swan Neck

HRLN Swan Neck 400A/500A



Part Number	Description
KP1929-1	Swan Neck 45°
KP1928-1	Swan Neck 60°
KP1951-3	Swan Neck 60°

HR MAXI 150 Swan Neck


Part Number	Description
HRMF0002	MAXI 150

HR ML M25 Swan Neck


Part Number	Description
169731	M25 Swan Neck

HR MAXI 250 Swan Neck


Part Number	Description
HRMF0146	MAXI 250

HR RM36 Swan Neck


Part Number	Description
HRRM36-SN	50°

HR MAXI 350/450 Swan Neck


Part Number	Description
HRMF0247	MAXI 350/450

HROCIM Swan Neck


Part Number	Description
HRK550	Swan Neck 60°

HR MAXI 4000 Swan Neck


Part Number	Description
HRMG0016	MAXI4000

HRK600 Swan Neck


Part Number	Description
HRK600	Swan Neck 60°

Euro connector Standard, spring Type



Part Number	Description
D1516	Euro connector Standard with spring

HRMB Euro Connector 501D



Part Number	Description
D50113	Euro connector MB501 With spring

HROTC connector



Part Number	Description
OTC001	Connector OTC Type with spring

HRMB Euro connector Standard, spring Type 61GD



Part Number	Description
D6105	Euro connector Standard with spring

HRBN connector



Part Number	Description
HR5060	Bernard Euro Connector

HRES connection



Part Number	Description
HRPSF405006	Esab Euro Connector

HRKP connector



Part Number	Description
PMT42-EL	Kempp1 Euro Connector

Eurosocket-Radial with Wire 1 feet long



Part Number	Description
ER001	Eurosocket-Radial

Euro Kemppi MIG Adapter



Part Number	Description
022.06	Euro Kemppi MIG Adapter-Radial

Eurosocket-Axial with Wire 1 feet long



Part Number	Description
EA001	Eurosocket-Axial

Euro -Easb MIG Adapter



Part Number	Description
022.07	Esab MIG Adapter-Radial

Euro -HRMB MIG Adapter



Part Number	Description
EAMB	Eurosocket-Axial+plastic
ERMB	Eurosocket-Radial+plastic

Panasonic Socket



Part Number	Description
Panasonic	Socket

OTC Socket



Part Number	Description
HR-PCA-022	Plasma Central Adaptor



Part Number	Description
OTC	Socket

HRMB Liner



Part Number	Description
C1501	Blue Steel Liner 0.6-0.9mmx3M
C1502	Blue Steel Liner 0.6-0.9mmx4M
C1503	Blue Steel Liner 0.6-0.9mmx5M
C1504	Red Steel Liner 1.0-1.2mmx3M
C1505	Red Steel Liner 1.0-1.2mmx4M
C1506	Red Steel Liner 1.0-1.2mmx5M
C4004	Yellow Steel Liner 1.6mmx3M
C4005	Yellow Steel Liner 1.6mmx4M
C4006	Yellow Steel Liner 1.6mmx5M

HRMB Liner



Part Number	Description
C4007	Green Steel Liner 2.0-2.4mmx3M
C4008	Green Steel Liner 2.0-2.4mmx4M
C4009	Green Steel Liner 2.0-2.4mmx5M
C6107	2.8/6.3 Steel Liner 1.6-2.0mmx3M
C6108	2.8/6.3 Steel Liner 1.6-2.0mmx4M
C6109	2.8/6.3 Steel Liner 1.6-2.0mmx5M
C6110	3.5/7.0 Steel Liner 2.4mmx3M
C6111	3.5/7.0 Steel Liner 2.4mmx4M
C6112	3.5/7.0 Steel Liner 2.4mmx5M
C6113	4.5/7.0 Steel Liner 2.8-3.2mmx3M
C6114	4.5/7.0 Steel Liner 2.8-3.2mmx4M
C6115	4.5/7.0 Steel Liner 2.8-3.2mmx5M

Teflon Liner



Part Number	Description
C5101	3m
C5102	4m
C5103	5m
C5104	3m
C5105	4m
C5106	5m
C5107	3m
C5108	4m
C5109	5m
	Blue 15/4.0 Welding Wire: 1.0
	Red 2.0/4.0 Welding Wire: 1.0-1.2
	Yellow 2.7/4.7 Welding Wire: 1.6

HRKP Liner



Part Number	Description
4188571	White, spiral, 0.6-0.8mm, 3m
4188581	Red, spiral, 0.9-1.2mm, 3m
4188582	Red, spiral, 0.9-1.2mm, 4.5m
4188591	Yellow, spiral, 1.4-1.6mm, 3m
4188592	Yellow, spiral, 1.4-1.6mm, 4.5m

HRTR Liner



Part Number	Description
415-35-10	Steel wire, 0.9mm, 3m
415-35-15	Steel wire, 0.9mm, 4.5m
415-116-10	Steel wire, 1.2-1.6mm, 3m
415-116-15	Steel wire, 1.2-1.6mm, 4.5m

HRBN Liner



Part Number	Description
C43015-B	Black Steel Liner 0.6-0.8mmx5M, Out Dia4.1/1.3
C43115-B	Black Steel Liner 0.8-1.2mmx5M, Out Dia4.0/1.6
C43215-B	Black Steel Liner 1.2-1.6mmx5M, Out Dia4.6/2.0
C44115-B	Black Steel Liner 0.8-1.2mmx5M, Out Dia4.6/1.6
C44215-B	Black Steel Liner 1.2-1.6mmx5M, Out Dia4.8/2.0
C44315-B	Black Steel Liner 2.0mmx5M, Out Dia4.8/2.8
C45415-B	Black Steel Liner 1.2-1.6mmx5M, Out Dia4.6/2.0

HRPA 180, 350, 500 Liner



Part Number	Description
C18001	Blue Steel Liner 0.8-1.0mmx3M4.1/1.3
C18002	Blue Steel Liner 0.8-1.0mmx4M4.1/1.3
C18003	Blue Steel Liner 0.8-1.0mmx5M4.1/1.3
C35001	Red Steel Liner 1.0-1.2mmx3M4.6/1.6
C35002	Red Steel Liner 1.0-1.2mmx4M4.6/1.6
C35003	Red Steel Liner 1.0-1.2mmx5M4.6/1.6
C50001	Yellow Steel Liner 1.2-1.6mmx3M4.8/2.0
C50002	Yellow Steel Liner 1.2-1.6mmx4M4.8/2.0
C50003	Yellow Steel Liner 1.2-1.6mmx5M4.8/2.0

HRES Liner



Part Number	Description
C366-549-882-B	Steel Liner 0.6-0.8mmx3M4.1/1.3
C366-549-883-B	Steel Liner 0.6-0.8mmx4.5M4.1/1.3
C366-549-884-B	Steel Liner 0.9-1.0mmx3M4.0/1.6
C366-549-885-B	Steel Liner 0.9-1.0mmx4.5M4.0/1.6
C366-549-886-B	Steel Liner 1.2mmx3M4.8/2.0
C366-549-887-B	Steel Liner 1.2mmx4.5M4.8/2.0
C366-549-890-B	Steel Liner 1.6mmx3M4.8/2.0
C366-549-891-B	Steel Liner 1.6mmx4.5M4.8/2.0

HRTW Liner



Part Number	Description
C42-3035-15-B	Steel Liner 0.8-0.9mmx4.9M4.1/1.3
C42-4045-15-B	Steel Liner 1.0-1.2mmx4.9M4.0/1.6
C42-4045-25-B	Steel Liner 1.0-1.2mmx7.9M4.0/1.6
C44-3545-15-B	Steel Liner 0.9-1.2mmx4.9M4.8/1.6
C44-3545-25-B	Steel Liner 0.9-1.2mmx7.9M4.8/1.6
C44-116-15-B	Steel Liner 1.3-1.6mmx4.9M4.8/2.0
C44-116-25-B	Steel Liner 1.3-1.6mmx7.9M4.8/2.0
C44-564-15-B	Steel Liner 2.0mmx4.9M4.8/2.8
C44-564-25-B	Steel Liner 2.0mmx7.9M4.8/2.8
C45-3545-15-B	Steel Liner 1.2mmx4.9M4.8/1.6
C45-3545-25-B	Steel Liner 1.2mmx7.9M4.8/1.6
C45-116-15-B	Steel Liner 1.6mmx4.9M4.8/2.0
C45-116-25-B	Steel Liner 1.6mmx7.9M4.8/2.0
C45-564-15-B	Steel Liner 2.0mmx4.9M4.8/2.8
C45-564-25-B	Steel Liner 2.0mmx7.9M4.8/2.8
C45-332-15-B	Steel Liner 2.4mmx4.9M6.8/3.2
C45-332-25-B	Steel Liner 2.4mmx7.9M4.8/3.2

HROTC Liner



Part Number	Description
HRU4186G01	Blue Steel Liner 0.8-1.0mmx3M4.1/1.3
HRU4187G01	Blue Steel Liner 0.8-1.0mmx4M4.1/1.3
HRU4188G01	Blue Steel Liner 0.8-1.0mmx5M4.1/1.3
HRU5347D00	Red Steel Liner 1.0-1.2mmx3M4.6/1.6
HRU5348D00	Red Steel Liner 1.0-1.2mmx4M4.6/1.6
HRU5349D00	Red Steel Liner 1.0-1.2mmx5M4.6/1.6
HRU5347D00	Black Steel Liner 1.2-1.6mmx3M4.8/2.0
HRU5348D00	Black Steel Liner 1.2-1.6mmx4M4.8/2.0
HRU5349D00	Black Steel Liner 1.2-1.6mmx5M4.8/2.0

HRML Liner



Part Number	Description
HR194010	Steel Liner 0.6mmx4.5M
HR194011	Steel Liner 0.8-0.9mmx4.5M
HR194012	Steel Liner 0.9-1.2mmx4.5M
HR194013	Steel Liner 1.6-2.0mmx4.5M

HRME 300A Liner



Part Number	Description
HR57191	Steel Liner, 0.8-1.2 3.0m
HR57192	Steel Liner, 0.8-1.2 3.5m
HR57193	Steel Liner, 0.8-1.2 4.0m
HR57194	Steel Liner, 0.8-1.2 4.5m

HRME 400A Liner



Part Number	Description
HR57195	Steel Liner, 0.8-1.2 3.0m
HR57196	Steel Liner, 0.8-1.2 3.5m
HR57197	Steel Liner, 0.8-1.2 4.0m
HR57198	Steel Liner, 0.8-1.2 4.5m

HRMB Gas Diffusers 24KD


Part Number	Description
B2405B	Diffuser Black
B2405C	Diffuser Ceramic
B2405W	Diffuser White

HRMB Gas Diffusers 501D


Part Number	Description
B5005B	Diffuser Black
B5005C	Diffuser Ceramic
B5005W	Diffuser White

HRMB Gas Diffusers 26KD


Part Number	Description
B2605B	Diffuser Black
B2605C	Diffuser Ceramic
B2605W	Diffuser White

HRPA Gas Diffusers 350A


Part Number	Description
D35001	Diffuser Ceramic

HRMB Gas Diffusers 36KD


Part Number	Description
B3605B	Diffuser Black
B3605C	Diffuser Ceramic
B3605W	Diffuser White

HRPA Gas Diffusers 500A


Part Number	Description
D50001	Diffuser Ceramic

HRMB Gas Diffusers 40KD


Part Number	Description
B4003B	Diffuser Black
B4003C	Diffuser Ceramic

HRMB Gas Diffusers 61GD


Part Number	Description
D6102W	Diffuser White

HRKP Diffuser


Part Number	Description
HR4294880	PMT 27 / PMT 32
HR4294880 CER	PMT 27 / PMT 32 Ceramic

HRKP Diffuser


Part Number	Description
HR4298300	PMT 52W
HR4298300 CER	PMT 42 Ceramic

HRKP Diffuser


Part Number	Description
HR4298290	MMT 27 / PMT 42W
HR4298290 CER	MMT 35 Ceramic

HRFN Diffuser


Part Number	Description
HR42.0100.1016	AW5000

HRKP Diffuser


Part Number	Description
HRW004390	PMT 35 / PMT 42
HRW004505 CER	PMT 52W / PMT 42

HRFN Diffuser


Part Number	Description
HR42.0100.1007	AL4000 / AW5000

HRFN Insulator


Part Number	Description
HR42.0100.1018	AL4000

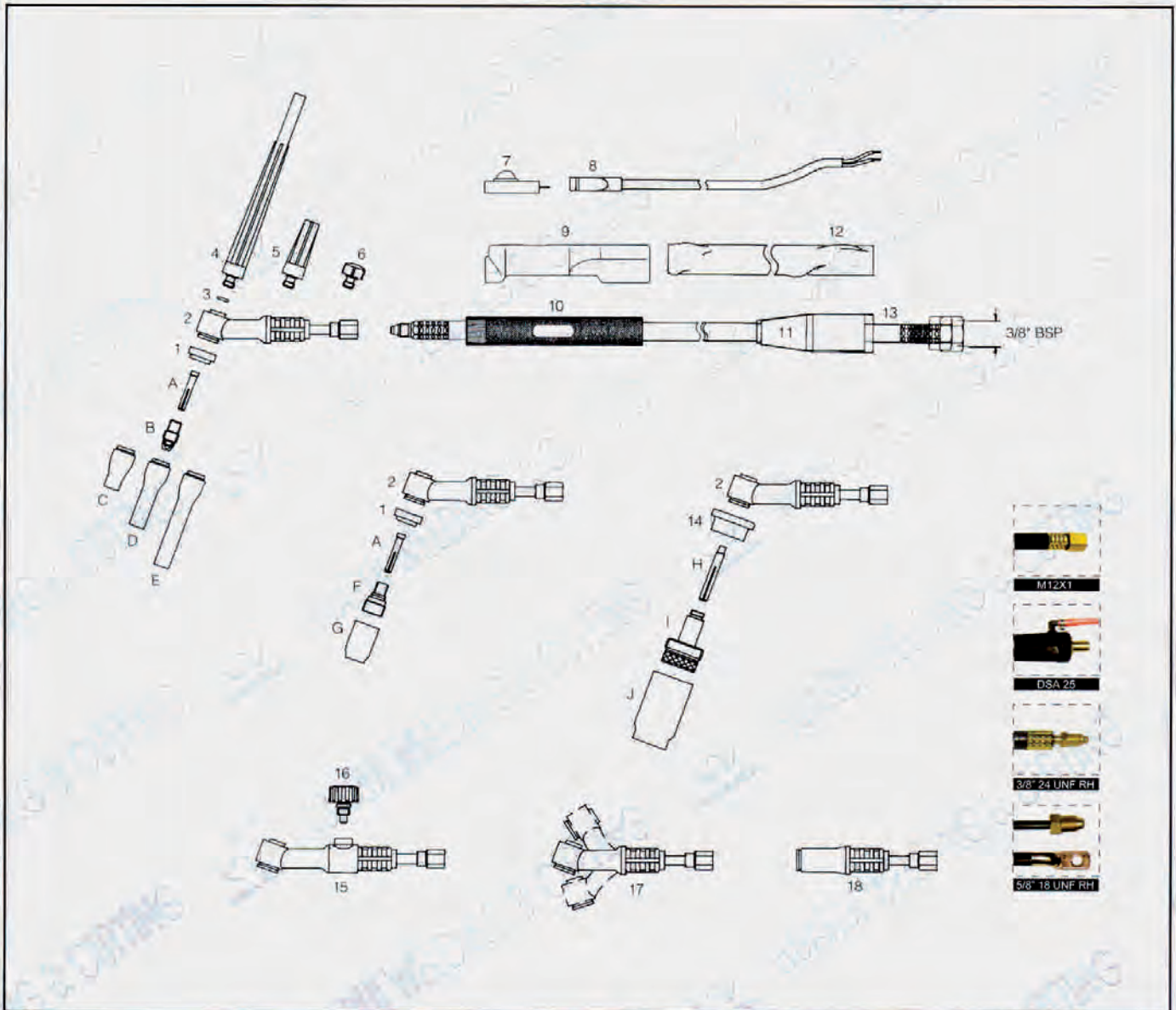
HRFN Nozzle Holder


Part Number	Description
HR42.0001.5171	AL2300 / AW2300
HR42.0001.2930	AL3000 / AW4000
HR42.0001.2970	AL4000 / AW5000

Argon / TIG



Rating: 125A DC, 80A AC, Tungsten Diameter: 0.5mm–1.6mm



ITEM NAME	PART NO.	
	4M	8M
WP-9 Argon Arc Welding Torch(PVC Cable, Outside Cover, Trigger, Switch Boot)	WP9-12SSW	WP9-25SSW
WP-9 Argon Arc Welding Torch(Rubber Cable, Outside Cover, Trigger, Switch Boot)	WP9-12RSSW	WP9-25RSSW
WP-9 Argon Arc Welding Torch(Cable Assy 2piece, Outside Cover, Trigger, Switch Boot)	WP9-12-2SSW	WP9-25-2SSW

OPTIONAL TORCH BODY

ITEM	NAME
WP-9FX Argon Arc Welding Torch(Flexible, Rubber Cable Assy 4M, Outside Cover, Trigger, Switch Boot)	Kit Torch(Flexible Torch Body)
WP-9V Argon Arc Welding Torch(Flexible, Rubber Cable Assy 4M, Outside Cover, Trigger, Switch Boot)	Kit Torch(Torch Body With Valve)
WP-9P Argon Arc Welding Torch(Flexible, Rubber Cable Assy 4M, Outside Cover, Trigger, Switch Boot)	Kit Torch(Straight Torch Body)

A COLLET

PART NO.	NAME
13N20	Collet Dia.0.5mm
13N21	Collet Dia.1.0mm
13N22	Collet Dia.1.6mm

B COLLET BODY

PART NO.	NAME
13N25	Collet Body Dia.0.5mm
13N26	Collet Body Dia.1.0mm
13N27	Collet Body Dia.1.6mm

C STD. CERAMIC CUP

PART NO.	NAME
13N08	Std. Ceramic Cup Dia.6mm
13N09	Std. Ceramic Cup Dia.8mm
13N10	Std. Ceramic Cup Dia.10mm
13N11	Std. Ceramic Cup Dia.11mm
13N12	Std. Ceramic Cup Dia.13mm
13N13	Std. Ceramic Cup Dia.16mm

D LONG CERAMIC CUP

PART NO.	NAME
796F70	Long Ceramic Cup Dia. 5mm
796F71	Long Ceramic Cup Dia. 6mm
796F72	Long Ceramic Cup Dia. 8mm
796F73	Long Ceramic Cup Dia. 10mm

E X- LONG CERAMIC CUP

PART NO.	NAME
796F74	X-Long Ceramic Cup Dia5mm
796F75	X-Long Ceramic Cup Dia6mm
796F76	X-Long Ceramic Cup Dia8mm
796F77	X-Long Ceramic Cup Dia10mm

F GAS LENS BODY

PART NO.	NAME
45V41	Gas Lens Body Dia.0.5mm
45V42	Gas Lens Body Dia 1.0mm
45V43	Gas Lens Body Dia 1.6mm

G GAS LENS CUP

PART NO.	NAME
53N58	Gas Lens Cup Dia 6mm
53N59	Gas Lens Cup Dia 8mm
53N60	Gas Lens Cup Dia 10mm
53N61	Gas Lens Cup Dia 11mm
53N61-S	Gas Lens Cup Dia 13mm

H LGE COLLET

PART NO.	NAME
13N22L	Lge Collet 1.6mm

I LGE GAS LENS

PART NO.	NAME
45V116S	Lge Gas Lens Dia.1.6mm

J LGE DIA GAS LENS CUP

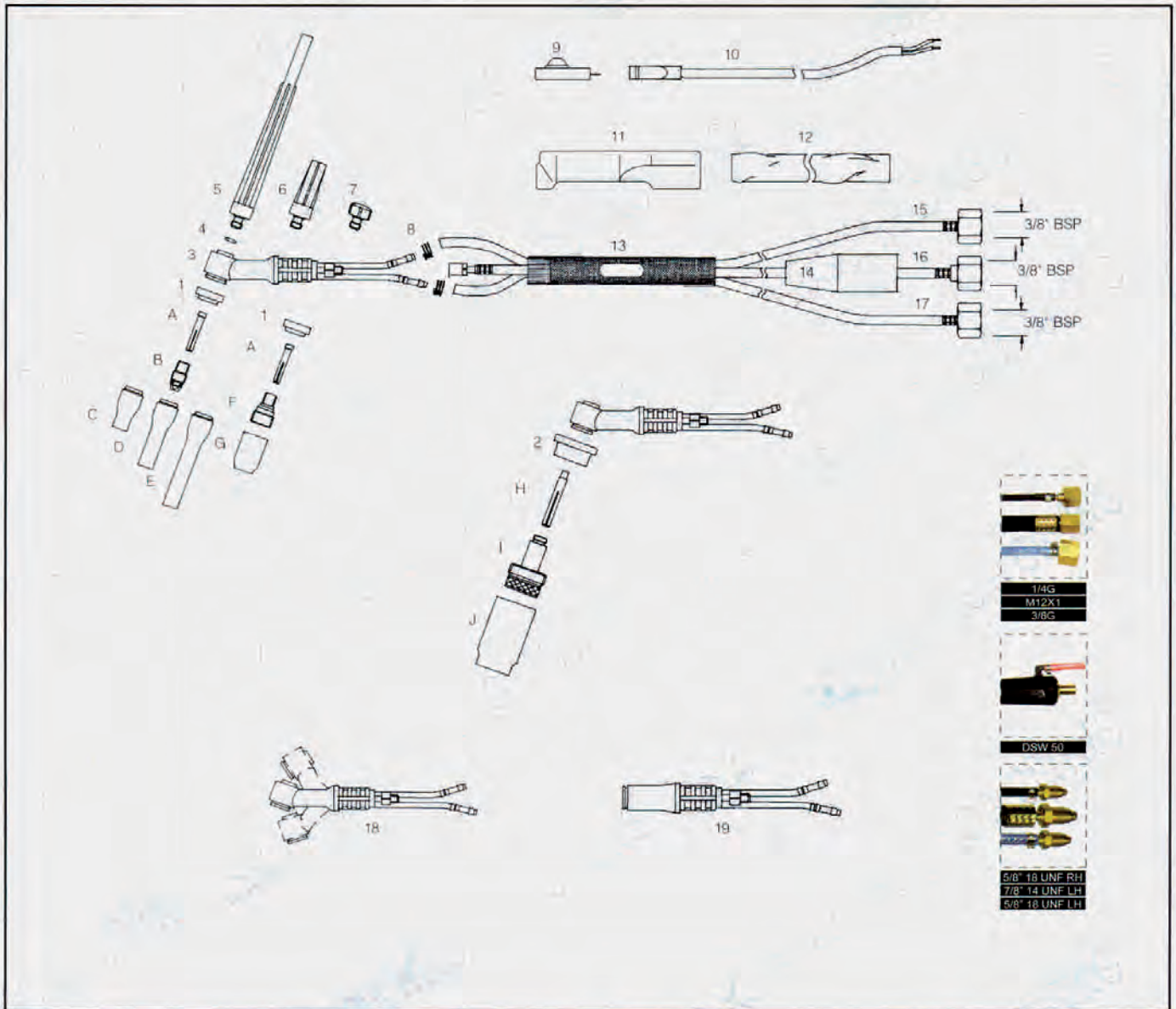
PART NO.	NAME
57N75	Lge Dia Gas Lens Cup 10mm
57N74	Lge Dia Gas Lens Cup 13mm
53N88	Lge Dia Gas Lens Cup 16mm
53N87	Lge Dia Gas Lens Cup 19mm

CONSUMABLE PARTS

1.	598882	Heat Shield Cup Gasket
2.	WP-9	Torch Body
3.	98W77	Back Cap "O" Ring
4.	41V24	Back Cap Long
5.	41V35	Back Cap Medium
6.	41V33	Back Cap Short
7.	950	Micro Switch Bulbous Button
NI.	950F	Micro Switch Flat Button
8.	950-40	Bulbous Micro switch C/W 4mt 2 Core Cable
	950-80	Bulbous Micro switch C/W 8mt 2 Core Cable
9.	RDZ0591	Switch Boot
NI.	607664	Switch Retaining Boot
10.	105Z55	Handle
11.	0315071	Insulation Boot
12.	B1537-30	Protective Neoprene Cover 3m
	B1537-70	Protective Neoprene Cover 7m
13.	57Y01	PVC Cable Assembly 4m
	57Y03	PVC Cable Assembly 8m
	57Y01R	Rubber Cable Assembly 4m
	57Y03R	Rubber Cable Assembly 8m
	57Y01-2	Cable Assembly 4M, 2 Piece
	57Y03-2	Cable Assembly 8M, 2 Piece
14.	54N63-20	Heat Shield Cup Gasket
15.	WP-9V	Torch Body With Valve
16.	VS-2	Valve Stem
17.	WP-9FX	Flexible Torch Body
18.	WP-9P	Straight Torch Body

NI: No pictures

Rating: 250A DC, 175A AC, Tungsten Diameter: 0.5mm–3.2mm



ITEM	NAME	PART NO.
		4M 8M
	WP-20 Argon Arc Welding Torch(PVC Cable, Outside Cover, Trigger, Switch Boot)	WP20-12SSW WP20-25SSW

OPTIONAL TORCH BODY

ITEM	NAME
WP-20FX Argon Arc Welding Torch(Flexible, Rubber Cable Assy 4M, Outside Cover, Trigger, Switch Boot)	Kit Torch(Flexible Torch Body)
WP-20P Argon Arc Welding Torch(Flexible, Rubber Cable Assy 4M, Outside Cover, Trigger, Switch Boot)	Kit Torch(Straight Torch Body)

A COLLET

PART NO.	NAME
13N20	Collet Dia.0.5mm
13N21	Collet Dia.1.0mm
13N22	Collet Dia.1.6mm
13N22M	Collet Dia 2.0mm
13N23	Collet Dia 2.4mm
13N24	Collet Dia 3.2mm

B COLLET BODY

PART NO.	NAME
13N25	Collet Body Dia.0.5mm
13N26	Collet Body Dia.1.0mm
13N27	Collet Body Dia.1.6mm
13N27M	Collet Body Dia.2.0mm
13N28	Collet Body Dia.2.4mm
13N29	Collet Body Dia.3.2mm

C STD. CERAMIC CUP

PART NO.	NAME
13N08 Std.	Ceramic Cup Dia.6mm
13N09 Std.	Ceramic Cup Dia.8mm
13N10 Std.	Ceramic Cup Dia.10mm
13N11 Std.	Ceramic Cup Dia.11mm
13N12 Std.	Ceramic Cup Dia.13mm
13N13 Std.	Ceramic Cup Dia.16mm

D LONG CERAMIC CUP

PART NO.	NAME
796F70	Long Ceramic Cup Dia. 5mm
796F71	Long Ceramic Cup Dia. 6mm
796F72	Long Ceramic Cup Dia. 8mm
796F73	Long Ceramic Cup Dia. 10mm

E X- LONG CERAMIC CUP

PART NO.	NAME
796F74	X-Long Ceramic Cup Dia5mm
796F75	X-Long Ceramic Cup Dia6mm
796F76	X-Long Ceramic Cup Dia8mm
796F77	X-Long Ceramic Cup Dia10mm

F GAS LENS BODY

PART NO.	NAME
45V41	Gas Lens Body Dia.0.5mm
45V42	Gas Lens Body Dia 1.0mm
45V43	Gas Lens Body Dia 1.6mm
45V44	Gas Lens Body Dia 2.4mm
45V45	Gas Lens Body Dia 3.2mm

G GAS LENS CUP

PART NO.	NAME
53N58	Gas Lens Cup Dia 6mm
53N59	Gas Lens Cup Dia 8mm
53N60	Gas Lens Cup Dia 10mm
53N61	Gas Lens Cup Dia 11mm
53N61-S	Gas Lens Cup Dia 13mm

H LGE COLLET

PART NO.	NAME
13N22L	Lge Collet Dia.1.6mm

I LGE GAS LENS BODY

PART NO.	NAME
45V116S	Lge Gas Lens Body Dia1.6mm

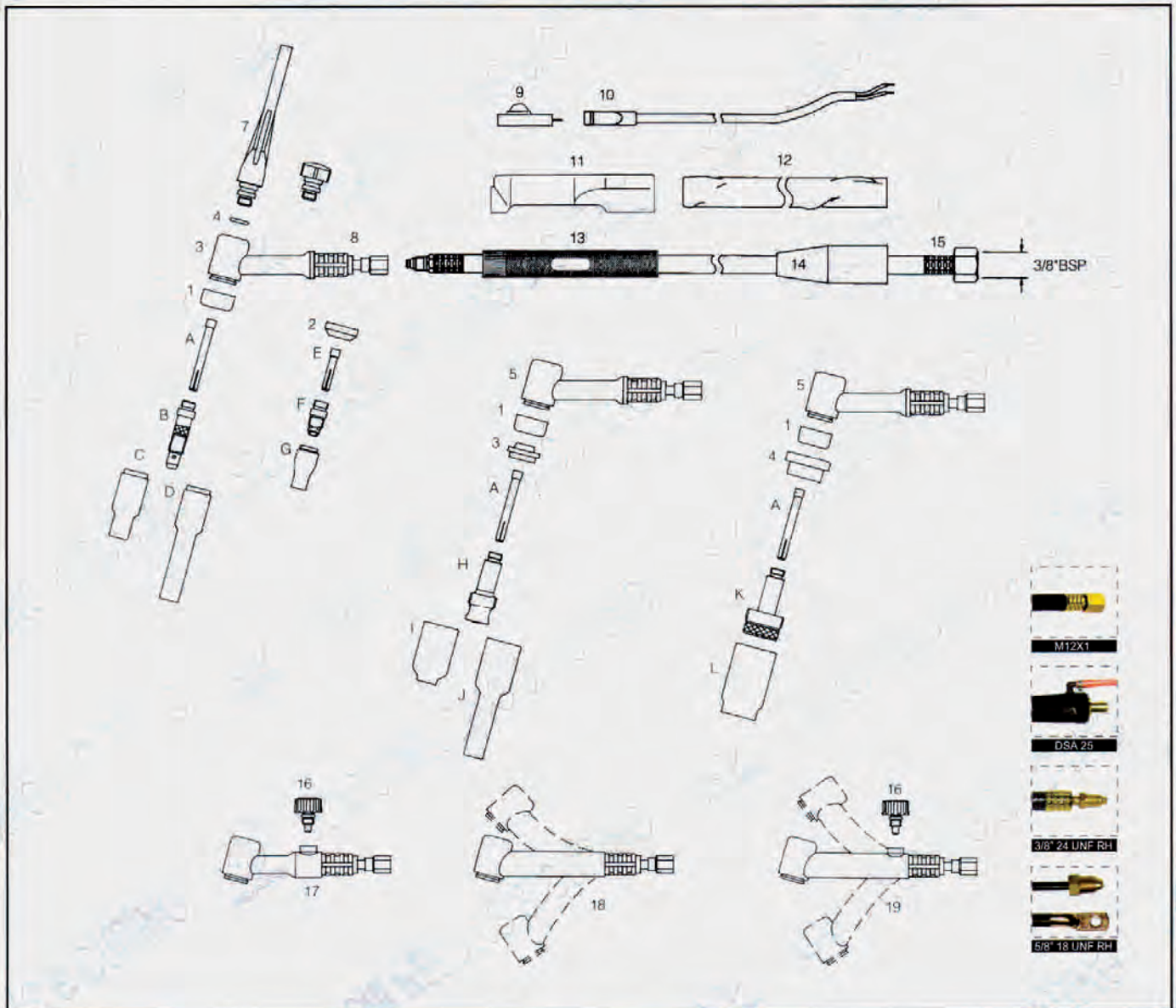
J LGE DIA GAS LENS CUP

57N75	Lge Dia Gas Lens Cup 10mm
57N74	Lge Dia Gas Lens Cup 13mm
53N88	Lge Dia Gas Lens Cup 16mm
53N87	Lge Dia Gas Lens Cup 19mm

CONSUMABLE PARTS

PART NO.	NAME
1. 598882	HeatShield Cup Gasket
2. 54N63-20	Heat Shield Cup Gasket(Large Dia Gas Lens)
3. WP20	Torch Body
4. 98W18	Back Cap "O" Ring
5. 41V24	Back Cap Long
6. 41V35	Back Cap Medium
7. 41V33	Back Cap Short
8. 53N04	Single Ear Clamp
9. 950	Micro switch Bulbous Button
NI. 950F	Micro switch Flat Button
10. 950-40	Bulbous Micro switch C/W 4mt 2 Core Cable
950-80	Bulbous Micro switch C/W 8mt 2 Core Cable
11. RDZ0591	Switch Boot
NI. 607664	Switch Retaining Boot
12. B1537-30	Protective Neoprene Cover 3m
B1537-70	Protective Neoprene Cover 7m
13. 53N06	Handle
14. 0315071	Insulation Boot
15. 45V07	PVC Water Hose Assembly 4m
45V08	PVC Water Hose Assembly 8m
16. 45V03	PVC Cable Assembly 4m
45V04	PVC Cable Assembly 8m
17. 45V09	PVC Hose Assembly 4m
45V10	PVC Hose Assembly 8m
18. WP20FX	Flexible Torch Body
19. WP20P	Straight Torch Body
NI; No Pictures	

Rating: 150A DC, 120A AC, Tungsten Diameter: 0.5mm–2.4mm



ITEM NAME	PART NO.	
WP-17 Argon Arc Welding Torch(PVC Cable, Outside Cover, Trigger, Switch Boot)	4M	8M
WP-17 Argon Arc Welding Torch(Rubber Cable, Outside Cover, Trigger, Switch Boot)	WP17-12RSSW	WP17-25RSSW
WP-17 Argon Arc Welding Torch(Cable Assy 2piece, Outside Cover, Trigger, Switch Boot)	WP17-12-2SSW	WP17-25-2SSW

OPTIONAL TORCH BODY

ITEM NAME	NAME
WP-17FX Argon Arc Welding Torch(Flexible, Rubber Cable Assy 4M, Outside Cover, Trigger, Switch Boot)	Kit Torch(Flexible Torch Body)
WP-17V Argon Arc Welding Torch(Flexible, Rubber Cable Assy 4M, Outside Cover, Trigger, Switch Boot)	Kit Torch(Torch Body With Valve)
WP-17VFX Argon Arc Welding Torch(Flexible, Rubber Cable Assy 4M, Outside Cover, Trigger, Switch Boot)	Kit Torch(Flexible With Valve)

A COLLET

PART NO.	NAME
10N21	Collet Dia.0.5mm
10N22	Collet Dia.1.0mm
10N23	Collet Dia.1.6mm
10N23M	Collet Dia.2.0mm
10N24	Collet Dia.2.4mm

B COLLET BODY

PART NO.	NAME
10N29	Collet Body Dia.0.5mm
10N30	Collet Body Dia.1.0mm
10N31	Collet Body Dia.1.6mm
10N32	Collet Body Dia.2.4mm

C STD. CERAMIC CUP

PART NO.	NAME
10N50	Std. Ceramic Cup Dia.6mm
10N49	Std. Ceramic Cup Dia.8mm
10N48	Std. Ceramic Cup Dia.10mm
10N47	Std. Ceramic Cup Dia.11mm
10N46	Std. Ceramic Cup Dia.13mm
10N45	Std. Ceramic Cup Dia.16mm
10N44	Std. Ceramic Cup Dia.19mm

D LONG CERAMIC CUP

PART NO.	NAME
10N49L	Long Ceramic Cup Dia. 8mm
10N48L	Long Ceramic Cup Dia. 10mm
10N47L	Long Ceramic Cup Dia. 11mm

E STUBBY COLLET

PART NO.	NAME
10N21S	Stubby collet Dia. 0.5mm
10N22S	Stubby Collet Dia. 1.0mm
10N23S	Stubby Collet Dia. 1.6mm
10N24S	Stubby Collet Dia. 2.4mm

F STUBBY COLLET BODY

PART NO.	NAME
17CB20	Stubby Collet Body Dia.0.5-3.2mm

G STD CERAMIC CUP

PART NO.	NAME
13N08	Std Ceramic Cup Dia.6mm
13N09	Std Ceramic Cup Dia.8mm
13N10	Std Ceramic Cup Dia.10mm
13N11	Std Ceramic Cup Dia.11mm
13N12	Std Ceramic Cup Dia.13mm
13N13	Std Ceramic Cup Dia.16mm

H GAS LENS BODY

PART NO.	NAME
45V29	Gas Lens Body Dia.0.5mm
45V24	Gas Lens Body Dia.1.0mm
45V25	Gas Lens Body Dia.1.6mm
45V26	Gas Lens Body Dia.2.4mm

I GAS LENS CUP

PART NO.	NAME
54N18	Gas Lens Cup Dia.6mm
54N17	Gas Lens Cup Dia.8mm
54N16	Gas Lens Cup Dia.10mm
54N15	Gas Lens Cup Dia.11mm
54N14	Gas Lens Cup Dia.13mm
54N19	Gas Lens Cup Dia.17mm

J LONG GAS CUP

PART NO.	NAME
54N17L	Long Gas Cup Dia.8mm
54N16L	Long Gas Cup Dia.10mm
54N15L	Long Gas Cup Dia.11mm

K LARGE GAS LENS

PART NO.	NAME
45V116	Lge Gas Lens Dia.1.6mm
45V64	Lge Gas Lens Dia.2.4mm

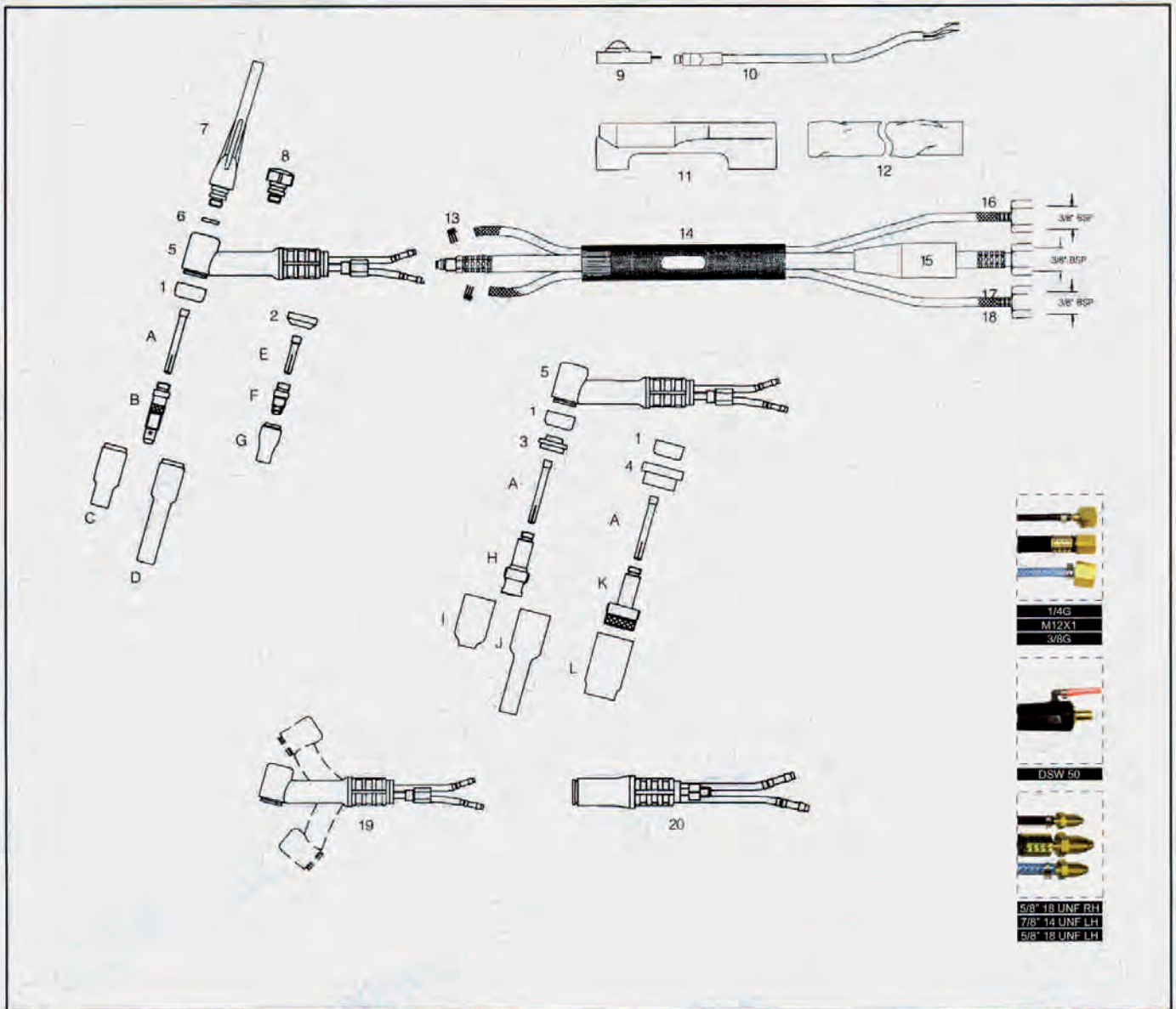
L LGE DIA GAS LENS CUP

PART NO.	NAME
57N75	Lge Dia Gas Cup Dia.10mm
57N74	Lge Dia Gas Cup Dia.13mm
53N88	Lge Dia Gas Cup Dia.16mm
53N87	Lge Dia Gas Cup Dia.19mm

CONSUMABLE PATS

PART NO.	NAME
1. 18CG	Heat shield Cup Gasket
2. 18CG20	Heat shield Cup Gasket
3. 54N01	Heat shield Cup Gasket
4. 54N63	Heat shield Cup Gasket(Large Dia Gas Lens)
5. WP17	Torch Body (With Gasket)
6. 98W18	Back Cap "O" Ring
7. 57Y02	Back Cap Long
8. 57Y04	Back Cap Short
9. 950	Micro Switch Bulbous Button
NI 950F	Micro Switch Flat Button
10. 950-40	Bulbous Micro Switch c/w 4mt 2 Core Cable
950-80	Bulbous Micro Switch c/w 8mt 2 Core Cable
11.RDZ0591	Switch Boot
NI 607664	Switch Retaining Boot
12. B1537-30	Protective Neoprene Cover, 3m
B1537-70	Protective Neoprene Cover, 7m
13. 105Z55	Handle
14. 0315071	Insulation Boot
15. 57Y01	PVC Cable Assembly 4m
57Y03	PVC Cable Assembly 8m
57Y01R	Rubber Cable Assembly 4m
57Y03R	Rubber Cable Assembly 8m
57Y01-2	Cable Assembly 2 piece, 4m
57Y03-2	Cable Assembly 2 piece, 8m
16. VS-2	Valve Stem
17. WP-17V	Torch Body With Valve
18. WP-17FX	Flexible Torch Body
19. WP-17VFX	Flexible Torch Body With Valve

Rating: 350A DC, 250A AC, Tungsten Diameter: 0.5mm-4.0mm



ITEM	PART NO.	
NAME	4M	8M
WP-18 Argon Arc Welding Torch(PVC Cable, Outside Cover, Trigger, Switch Boot)	WP18-12SSW	WP18-25SSW
WP-18 Argon Arc Welding Torch(Rubber Cable, Outside Cover, Trigger, Switch Boot)	WP18-12RSSW	WP18-25RSSW

OPTIONAL TORCH BODY

ITEM	NAME
WP-18FX Argon Arc Welding Torch(Flexible, Rubber Cable Assy 4M, Outside Cover, Trigger, Switch Boot)	Kit Torch(Flexible Torch Body)
WP-18SP Argon Arc Welding Torch(Flexible, Rubber Cable Assy 4M, Outside Cover, Trigger, Switch Boot)	Kit Torch(Straight Torch Body)

A COLLET

PART NO.	NAME
10N21	Collet Dia.0.5mm
10N22	Collet Dia.1.0mm
10N23	Collet Dia.1.6mm
10N24	Collet Dia.2.4mm
10N25	Collet Dia.3.2mm
54N20	Collet Dia 4.0mm

B COLLET BODY

PART NO.	NAME
10N29	Collet Body Dia.0.5mm
10N30	Collet Body Dia.1.0mm
10N31	Collet Body Dia.1.6mm
10N32	Collet Body Dia.2.4mm
10N28	Collet Body Dia.3.2mm
406488	Collet Body Dia 4.0mm

C STD. CERAMIC CUP

PART NO.	NAME
10N50	Std. Ceramic Cup Dia.6mm
10N49	Std. Ceramic Cup Dia.8mm
10N48	Std. Ceramic Cup Dia.10mm
10N47	Std. Ceramic Cup Dia.11mm
10N46	Std. Ceramic Cup Dia.13mm
10N45	Std. Ceramic Cup Dia.16mm
10N44	Std. Ceramic Cup Dia.19mm

D LONG CERAMIC CUP

PART NO.	NAME
10N49L	Long Ceramic Cup Dia. 8mm
10N48L	Long Ceramic Cup Dia. 10mm
10N47L	Long Ceramic Cup Dia. 11mm

E STUBBY COLLET

PART NO.	NAME
10N21S	Stubby collet Dia. 0.5mm
10N22S	Stubby Collet Dia. 1.0mm
10N23S	Stubby Collet Dia. 1.6mm
10N24S	Stubby Collet Dia. 2.4mm
10N25S	Stubby Collet Dia. 3.2mm

F STUBBY COLLET BODY

PART NO.	NAME
17CB20	Stubby Collet Body Dia.0.5-3.2mm

G STD CERAMIC CUP

PART NO.	NAME
13N08	Std Ceramic Cup Dia.6mm
13N09	Std Ceramic Cup Dia.8mm
13N10	Std Ceramic Cup Dia.10mm
13N11	Std Ceramic Cup Dia.11mm
13N12	Std Ceramic Cup Dia.13mm
13N13	Std Ceramic Cup Dia.16mm

H GAS LENS BODY

PART NO.	NAME
45V29	Gas Lens Body Dia.0.5mm
45V24	Gas Lens Body Dia.1.0mm
45V25	Gas Lens Body Dia.1.6mm
45V26	Gas Lens Body Dia.2.4mm
45V27	Gas Lens Body Dia.3.2mm
45V28	Gas Lens Body Dia 4.0mm

I GAS LENS CUP

PART NO.	NAME
54N18	Gas Lens Cup Dia.6mm
54N17	Gas Lens Cup Dia.8mm
54N16	Gas Lens Cup Dia.10mm
54N15	Gas Lens Cup Dia.11mm
54N14	Gas Lens Cup Dia.13mm
54N19	Gas Lens Cup Dia.17mm

J LONG GAS CUP

PART NO.	NAME
54N17L	Long Gas Cup Dia.8mm
54N16L	Long Gas Cup Dia.10mm
54N15L	Long Gas Cup Dia.11mm

K LGE GAS LENS

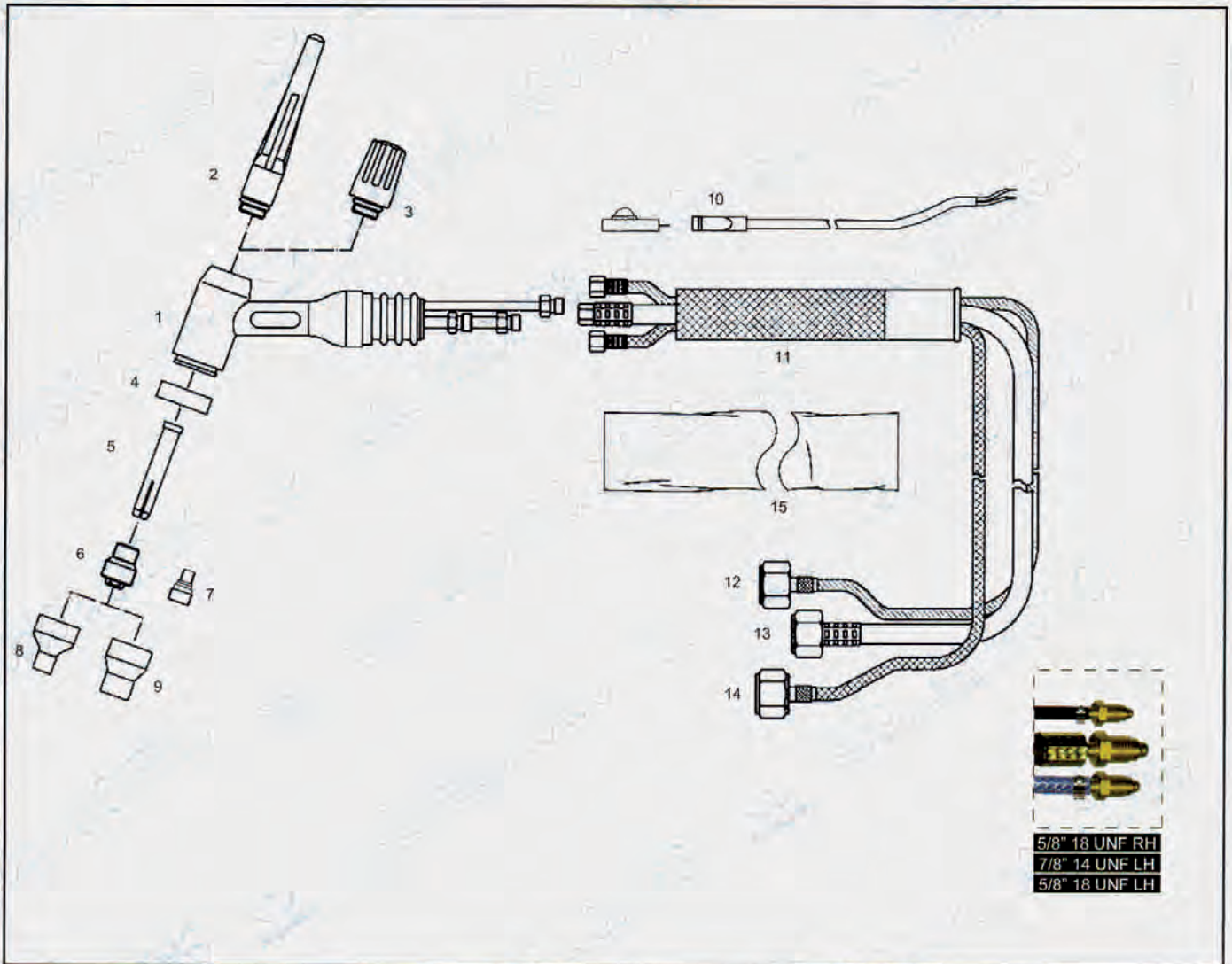
PART NO.	NAME
45V116	Lge Gas Lens Dia.1.6mm
45V64	Lge Gas Lens Dia.2.4mm
995795	Lge Gas Lens Dia.3.2mm
45V63	Lge Gas Lens Dia.4.0mm

L LGE DIA GAS LENS CUP

PART NO.	NAME
57N75	Lge Dia Gas Cup Dia.10mm
57N74	Lge Dia Gas Cup Dia.13mm
53N88	Lge Dia Gas Cup Dia.16mm
53N87	Lge Dia Gas Cup Dia.19mm

CONSUMABLE PATS

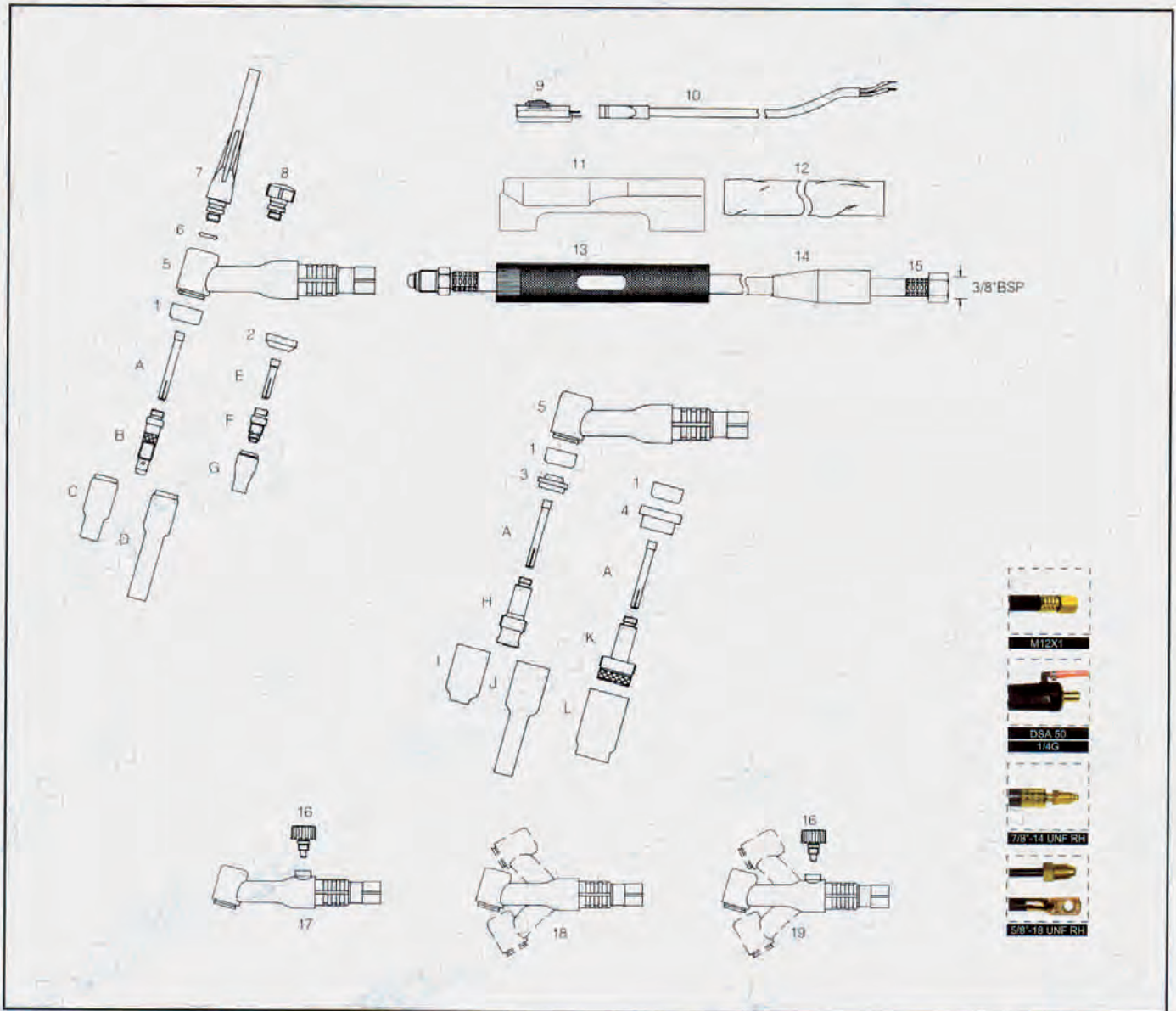
PART NO.	NAME
1. 18CG	Heat shield Cup Gasket
2. 18CG20	Heat shield Cup Gasket
3. 54N01	Heat shield Cup Gasket
4. 54N63	Heat shield Cup Gasket(Large Dia Gas Lens)
5. WP18	Torch Body (with gasket)
6. 98W18	Back Cap "O" Ring
7. 57Y02	Back Cap Long
8. 57Y04	Back Cap Short
9. 950	Micro Switch Bulbous Button
NI 950F	Micro Switch Flat Button
10. 950-40	Bulbous Micro Switch c/w 4mt 2 Core Cable
950-80	Bulbous Micro Switch c/w 8mt 2 Core Cable
11. RDZ0590	Switch Boot
NI 607663	Switch Retaining Boot
12. 609123	Protective Neoprene Cover, 4m
609125	Protective Neoprene Cover, 8m
13. W5025	Single Ear Clamp
14. 10N15	Handle
15. 0315071	Insulation Boot
16. 45V09	PVC Hose Assembly 4m
45V10	PVC Hose Assembly 8m
45V09OB O/B	Hose Assembly 4m
45V10OB O/B	Hose Assembly 8m
40V64	PVC Cable Assembly 2 piece, 4m
41V29	PVC Cable Assembly 2 piece, 8m
17. 40V64R	Rubber Cable Assembly 4M
41V29R	Rubber Cable Assembly 8M
18. 45V07	PVC Water Hose Assembly 4M
45V08	PVC Water Hose Assembly 8M
45V07OB O/B	Water Hose Assembly 4M
45V08OB O/B	Water Hose Assembly 8M
19. WP18FX	Flexible Torch Body
20. WP18SP	Straight Torch Body
NI	No Pictures

Rating: 500A DC, 100% Duty Cycle ,Tungsten Diameter: 1.6–6.4mm


ITEM NO.	NAME	PART NO.
	WP-12 Argon Arc Welding Torch , 4M	WP-12-12
	WP-12 Argon Arc Welding Torch, 8M	WP-12-25

ITEM		
NO.	PART NO.	NAME
1.	WP-12	Torch Body
	WP-12V	Torch Body
2.	56Y44	Back Cap Long
3.	56Y45	Back Cap Short
4.	12NG	Cup Gasket
5.	85Z14, 1.6mm	Collet
	85Z15, 2.4mm	Collet
	85Z16, 3.2mm	Collet
	85Z17, 4.0mm	Collet
	85Z18, 4.8mm	Collet
	85Z19, 6.4mm	Collet
6.	11WP65	Collet Body,all size
7.	11GL16 1.6mm	Gas Lens Body
	11GL332 2.4mm	Gas Lens Body
	11GL18 3.2mm	Gas Lens Body
	11GL53 4.0mm	Gas Lens Body
	11GL36 4.8mm	Gas Lens Body
8.	14N57, 4	Ceramic Cup
	14N58, 5	Ceramic Cup
	14N59, 6	Ceramic Cup
	14N60, 7	Ceramic Cup
	14N61, 8	Ceramic Cup
	14N61-10, 10	Ceramic Cup
	14N61-12, 12	Ceramic Cup
9.	57N75, 6	Ceramic Cup for Gas Lens
	57N74, 8	Ceramic Cup for Gas Lens
	53N88, 10	Ceramic Cup for Gas Lens
	53N87, 12	Ceramic Cup for Gas Lens
10.	950	Micro Switch Bulbous Button
	950F	Micro Switch Flat Button
11.	85WP13	Handle .smooth
12.	40V82R	Gas hose, 4m
	40V82RL	Gas hose, 8m
13.	40V84R	Power cable, 4m
	40V84RL	Power cable, 8m
14.	40V83R	Water hose, 4m
	40V83RL	Water hose, 8m
15.	609123	Protective Neoprene Cover, 4m
	609125	Protective Neoprene Cover, 8m

Rating: 200A DC, 160A AC, Tungsten Diameter: 0.5mm-3.2mm



ITEM NAME	PART NO.	
WP-26 Argon Arc Welding Torch(PVC Cable, Outside Cover, Trigger, Switch Boot)	4M	8M
WP-26 Argon Arc Welding Torch(Rubber Cable, Outside Cover, Trigger, Switch Boot)	WP26-12RSSW	WP26-25RSSW
WP-26 Argon Arc Welding Torch(Cable Assy 2piece, Outside Cover, Trigger, Switch Boot)	WP26-12-2SSW	WP26-25-2SSW

OPTIONAL TORCH BODY

ITEM	NAME
WP-26FX Argon Arc Welding Torch(Flexible, Rubber Cable Assy 4M, Outside Cover, Trigger, Switch Boot)	Kit Torch(Flexible Torch Body)
WP-26V Argon Arc Welding Torch(Flexible, Rubber Cable Assy 4M, Outside Cover, Trigger, Switch Boot)	Kit Torch(Torch Body With Valve)
WP-26VFX Argon Arc Welding Torch(Flexible, Rubber Cable Assy 4M, Outside Cover, Trigger, Switch Boot)	Kit Torch(Flexible With Valve)

A COLLET

PART NO.	NAME
10N21	Collet Dia.0.5mm
10N22	Collet Dia.1.0mm
10N23	Collet Dia.1.6mm
10N24	Collet Dia.2.4mm
10N25	Collet Dia.3.2mm

B COLLET BODY

PART NO.	NAME
10N29	Collet Body Dia.0.5mm
10N30	Collet Body Dia.1.0mm
10N31	Collet Body Dia.1.6mm
10N32	Collet Body Dia.2.4mm
10N28	Collet Body Dia.3.2mm

C STD. CERAMIC CUP

PART NO.	NAME
10N50	Std. Ceramic Cup Dia.6mm
10N49	Std. Ceramic Cup Dia.8mm
10N48	Std. Ceramic Cup Dia.10mm
10N47	Std. Ceramic Cup Dia.11mm
10N46	Std. Ceramic Cup Dia.13mm
10N45	Std. Ceramic Cup Dia.16mm
10N44	Std. Ceramic Cup Dia.19mm

D LONG CERAMIC CUP

PART NO.	NAME
10N49L	Long Ceramic Cup Dia. 8mm
10N48L	Long Ceramic Cup Dia. 10mm
10N47L	Long Ceramic Cup Dia. 11mm

E STUBBY COLLET

PART NO.	NAME
10N21S	Stubby collet Dia. 0.5mm.
10N22S	Stubby Collet Dia. 1.0mm
10N23S	Stubby Collet Dia. 1.6mm
10N24S	Stubby Collet Dia. 2.4mm
10N25S	Stubby Collet Dia. 3.2mm

F STUBBY COLLET BODY

PART NO.	NAME
17CB20	Stubby Collet Body Dia.0.5-3.2mm

G STD CERAMIC CUP

PART NO.	NAME
13N08	Std Ceramic Cup Dia.6mm
13N09	Std Ceramic Cup Dia.8mm
13N10	Std Ceramic Cup Dia.10mm
13N11	Std Ceramic Cup Dia.11mm
13N12	Std Ceramic Cup Dia.13mm
13N13	Std Ceramic Cup Dia.16mm

H GAS LENS BODY

PART NO.	NAME
45V29	Gas Lens Body Dia.0.5mm
45V24	Gas Lens Body Dia.1.0mm
45V25	Gas Lens Body Dia.1.6mm
45V26	Gas Lens Body Dia.2.4mm
45V27	Gas Lens Body Dia.3.2mm

I GAS LENS CUP

PART NO.	NAME
54N18	Gas Lens Cup Dia.6mm
54N17	Gas Lens Cup Dia.8mm
54N16	Gas Lens Cup Dia.10mm
54N15	Gas Lens Cup Dia.11mm
54N14	Gas Lens Cup Dia.13mm
54N19	Gas Lens Cup Dia.17mm

J LONG GAS CUP

PART NO.	NAME
54N17L	Long Gas Cup Dia.8mm
54N16L	Long Gas Cup Dia.10mm
54N15L	Long Gas Cup Dia.11mm

K LGE GAS LENS Body

PART NO.	NAME
45V116	Lge Gas Lens Body Dia.1.6mm
45V64	Lge Gas Lens Body Dia.2.4mm
995795	Lge Gas Lens Body Dia.3.2mm

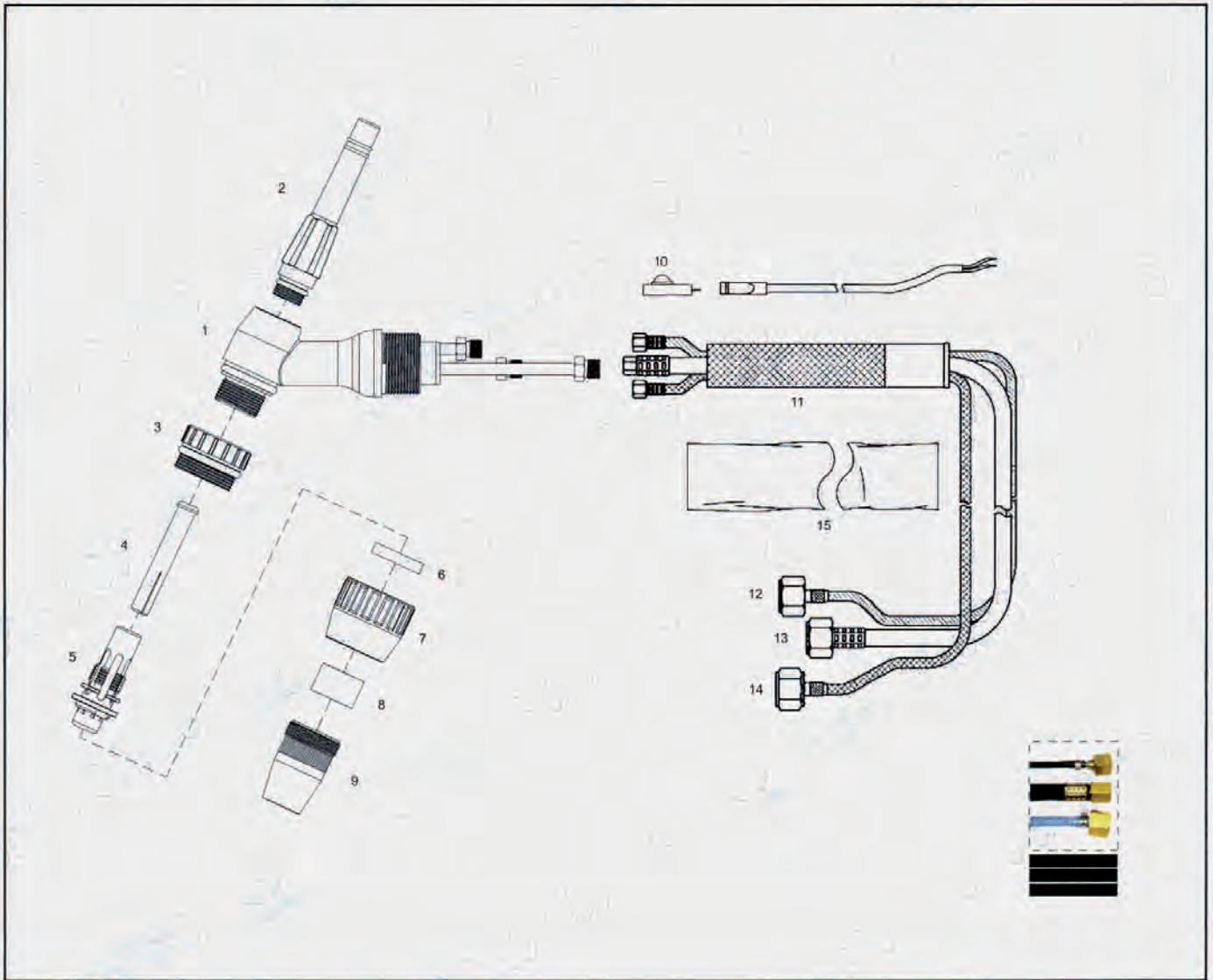
L LGE DIA GAS LENS CUP

PART NO.	NAME
57N75	Lge Gas Cup Dia.10mm
57N74	Lge Gas Cup Dia.13mm
53N88	Lge Gas Cup Dia.16mm
53N87	Lge Gas Cup Dia.19mm

CONSUMABLE PATS

PART NO.	NAME
1. 18CG	Heatshield Cup Gasket
2. 18CG20	Heatshield Cup Gasket
3. 54N01	Heatshield Cup Gasket
4. 54N63	Heatshield Cup Gasket(Large Dia Gas Lens)
5. WP26	Torch Body (With Gasket)
6. 98W18	Back Cap "O" Ring
7. 57Y02	Back Cap Long
8. 57Y04	Back Cap Short
9. 950	Micro Switch Bulbous Button
NI 950F	Micro Switch Flat Button
10 950-40	Bulbous Micro Switch c/w 4mt 2 Core Cable
950-80	Bulbous Micro Switch c/w 8mt 2 Core Cable
11. RDZ0590	Switch Boot
NI 607663	Switch Retaining Boot
12. 609123	Protective Neoprene Cover, 4m
609125	Protective Neoprene Cover, 8m
13. 10N15	Handle
14. 0315071	Insulation Boot
15. 46V28	PVC Cable Assembly 4m
46V30	PVC Cable Assembly 8m
46V28R	Rubber Cable Assembly 4m
46V30R	Rubber Cable Assembly 8m
46V28-2	Cable Assembly 2 piece, 4m
46V30-2	Cable Assembly 2 piece, 8m
16. VS-1	Valve Stem
17. WP-26V	Torch Body With Valve
18. WP-26FX	Flexible Torch Body
19. WP-26VFX	Flexible Torch Body With Valve

Rating: 500A, DC, 100%Duty Cycle, Tungsten Diameter: 1.6–6.4mm



HR-50W Argon Arc Welding Torch 4M

HR-50W-12

HR-50W Argon Arc Welding Torch 8M

HR-50W-25

ITEM	PART NO.	NAME
1.	HR-50W01	Torch body
2.	HR-50W02	Back cap
3.	HR-50W03	Connector for water jacket
4.	HR-50W04-1.0	Collet 1.0mm
	HR-50W04-1.6	1.6mm
	HR-50W04-2.4	2.4mm
	HR-50W04-3.2	3.2mm
	HR-50W04-4.0	4.0mm
5.	HR-50W05	Collet body
6.	HR-50W06	O-Ring
7.	HR-50W07	Water jacket
8.	HR-50W08	Insulator sleeve
9.	HR-50W09-9.5	Metal nozzle,6# , 9.5mm
	HR-50W09-13.7	8#,13.7mm
	HR-50W09-16.0	10#,16mm
10.	HR-50W10	Micro Switch
11.	HR-50W11	Handle for HR50W
12.	HR-50W12	Gas Hose
13.	HR-50W13	Power Cable
14.	HR-50W14	Water Hose
15.	HR-50W15	Protective Neoprene Cover

Gas-cooled Welding Torch



Part Number	Description
WP-24G	Torch Body



Part Number	Description
WP-24F	Torch Body Flexible

Gas-cooled Welding Torch



Part Number	Description
WP-9	Torch Body



Part Number	Description
WP-9V	Torch Body Argon Valve

Gas-cooled Welding Torch



Part Number	Description
WP-9F	Torch Body Flexible-Long



Part Number	Description
WP-9FV	Torch Body Flexible c/w Valve-Long

Gas-cooled Welding Torch



Part Number	Description
WP-9P	Torch Body Pencil



Part Number	Description
WP-17	Torch Body

Gas-cooled Welding Torch



Part Number	Description
WP-17V	Torch Body Argon Valve



Part Number	Description
WP-17F	Torch Body Flexible-Long

Gas-cooled Welding Torch



Part Number	Description
WP-17FV	Torch Body Flexible c/w Valve-Long



Part Number	Description
WP-26	Torch Body

Gas-cooled Welding Torch



Part Number	Description
WP-26V	Torch Body Argon Valve



Part Number	Description
WP-26F	Torch Body Flexible

Gas-cooled Welding Torch



Part Number	Description
WP-26FV	Torch Body Flexible c/w Valve



Part Number	Description
WP-26P	Torch Body Pencil

Water-cooled Welding Torch



Part Number	Description
WP-24W	Torch Body



Part Number	Description
WP-25FXL	Torch Body Flexible-Long

Water-cooled Welding Torch



Part Number	Description
WP-20	Torch Body



Part Number	Description
WP-20V	Torch Body Argon Valve

Water-cooled Welding Torch



Part Number	Description
WP-20FXL	Torch Body Flexible-Long



Part Number	Description
WP-20P	Torch Body Pencil

Water-cooled Welding Torch



Part Number	Description
WP-18	Torch Body



Part Number	Description
WP-18V	Torch Body Argon Valve

Water-cooled Welding Torch



Part Number	Description
WP-18F	Torch Body Flexible



Part Number	Description
WP-18P	Torch Body Pencil

Water-cooled Welding Torch



Part Number	Description
WP-12	Torch Body



Part Number	Description
WP-27A	Torch Body 9"
WP-27B	Torch Body 20"


Water-cooled Welding Torch



Part Number	Description
TTM26V	Torch Body valve



Part Number	Description
WP-22A	water cooled, 198mm
WP-22B	water cooled, 114mm
WP-23A	Air cooled, 198mm
WP-23B	Air cooled, 114mm



Part Number	Description
9-90	AK-150 Torch Body
1726-90	AK-150 Torch Body



Part Number	Description
HR-50W	Torch Body

Collets



Part Number	Description	Bore	
		mm	inches
13N20	Collet	0.5	0.020
13N21	Collet	1.0	0.040
13N22	Collet	1.6	1/16
13N22M	Collet	2.0	5/64
13N23	Collet	2.4	3/32
13N24	Collet	3.2	1/8

Collet Bodies



Part Number	Description	Bore	
		mm	inches
13N25	Collet Body	0.5	0.020
13N26	Collet Body	1.0	0.040
13N27	Collet Body	1.6	1/16
13N27M	Collet Body	2.0	5/64
13N28	Collet Body	2.4	3/32
13N29	Collet Body	3.2	1/8

Collets



Part Number	Description	Bore	
		mm	inches
10N22S	Collet	1.0	0.040
10N23S	Collet	1.6	1/16
10N24S	Collet	2.4	3/32
10N25S	Collet	3.2	1/8

Collet Bodies



Part Number	Description	Bore	
		mm	inches
53N18	Collet Body	1.0	0.040
53N19	Collet Body	1.6	1/16

Collets



Part Number	Description	Bore	
		mm	inches
10N21	Collet	0.5	0.020
10N22	Collet	1.0	0.040
10N23	Collet	1.6	1/16
10N23M	Collet	2.0	5/64
10N24	Collet	2.4	3/32
10N25	Collet	3.2	1/8
54N20	Collet	4.0	5/32

Collet Bodies



Part Number	Description	Bore	
		mm	inches
17CB20	Collet Body Stubby	ALL	ALL

Collets



Part Number	Description	Bore	
		mm	inches
53N14	Collet	0.5	0.020
53N15	Collet	1.0	0.040
53N16	Collet	1.6	1/16
24C-332	Collet	2.4	3/32
53N62	Collet	0.5	0.020
53N63	Collet	1.0	0.040
53N64	Collet	1.6	1/16
24C-LC-332	Collet	2.4	3/32

Collet Bodies



Part Number	Description	Bore	
		mm	inches
10N28	Collet Body	3.2	1/8
10N29	Collet Body	0.5	0.020
10N30	Collet Body	1.0	0.040
10N31	Collet Body	1.6	1/16
10N31M	Collet Body	2.0	5/64
10N32	Collet Body	2.4	3/32
406488	Collet Body	4.0	5/32

Collets



Part Number	Description	Bore	
		mm	inches
85Z14	Collet	1.6	1/16
85Z15	Collet	2.4	3/32
85Z16	Collet	3.2	1/8
85Z17	Collet	4.0	5/32
85Z18	Collet	4.8	0.189
85Z19	Collet	6.4	0.252

Collet Bodies



Part Number	Description	Bore	
		mm	inches
11WP65	Collet Body	1.6-6.4	1/16-0.252

Gas Lens Collet Bodies



Part Number	Description	Bore	
		mm	inches
45V41	Gas Lens Body	0.5	0.020
45V42	Gas Lens Body	1.0	0.040
45V43	Gas Lens Body	1.6	1/16
45V43M	Gas Lens Body	2.0	5/64
45V44	Gas Lens Body	2.4	3/32
45V45	Gas Lens Body	3.2	1/8

Power Cable Adapters



Part Number	Description
45V11	Power Cable Adapters L/H Thread

Gas Lens Collet Bodies



Part Number	Description	Bore	
		mm	inches
45V29	Gas Lens Body	0.5	0.020
45V24	Gas Lens Body	1.0	0.040
45V25	Gas Lens Body	1.6	1/16
45V25M	Gas Lens Body	2.0	5/64
45V26	Gas Lens Body	2.4	3/32
45V27	Gas Lens Body	3.2	1/8
45V28	Gas Lens Body	4.0	5/32

Power Cable Adapters



Part Number	Description
45V62	Power Cable Adapters R/H Thread

Gas Lens Collet Bodies



Part Number	Description	Bore	
		mm	inches
45V116S	Gas Lens Body Large Dia	1.6	1/16
45V64S	Gas Lens Body Large Dia	2.4	3/32

Power Cable Adapters



Part Number	Description
105257	Power Cable Adapters

Gas Lens Collet Bodies



Part Number	Description	Bore	
		mm	inches
45V116	Gas Lens Body Large Dia	1.6	1/16
45V64	Gas Lens Body Large Dia	2.4	3/32
995795	Gas Lens Body Large Dia	3.2	1/8
45V63	Gas Lens Body Large Dia	4.0	5/32

Power Cable Adapters



Part Number	Description
45V11Z	Power Cable Adapters

Gas Lens Collet Bodies



Part Number	Description	Bore	
		mm	inches
11GL16	Gas Lens Collet Bodies	1.6	0.456
11GL32	Gas Lens Collet Bodies	2.4	3/32
11GL18	Gas Lens Collet Bodies	3.2	1/8
11GL53	Gas Lens Collet Bodies	4.0	5/32
11GL36	Gas Lens Collet Bodies	4.8	0.189

Power Cable Adapters



Part Number	Description
YT-208	Panasonic Adapters

Alumina Nozzles



Part Number	Description	Size	Bore	
			mm	inches
13N08	Alumina Nozzles	4	6	1/4
13N09	Alumina Nozzles	5	8	5/16
13N10	Alumina Nozzles	6	10	3/8
13N11	Alumina Nozzles	7	11	7/16
13N12	Alumina Nozzles	8	13	1/2
13N13	Alumina Nozzles	9	16	5/8

Alumina Gas Lens Nozzles



Part Number	Description	Size	Bore	
			mm	inches
53N58	Alumina Gas Lens Nozzle	4	11	7/16
53N59	Alumina Gas Lens Nozzle	5	8	5/16
53N60	Alumina Gas Lens Nozzle	6	19	3/4
53N61	Alumina Gas Lens Nozzle	7	16	5/8
53N61-S	Alumina Gas Lens Nozzle	8	13	1/2

Alumina Nozzles



Part Number	Description	Size	Bore	
			mm	inches
10N44	Alumina Nozzles	12	19	3/4
10N45	Alumina Nozzles	10	16	5/8
10N46	Alumina Nozzles	8	13	1/2
10N47	Alumina Nozzles	7	11	7/16
10N48	Alumina Nozzles	6	10	3/8
10N49	Alumina Nozzles	5	8	5/16
10N50	Alumina Nozzles	4	6	1/4

Alumina Gas Lens Nozzles



Part Number	Description	Size	Bore	
			mm	inches
53N87	Large Alumina Gas Lens Nozzles	12	19	3/4
53N88	Large Alumina Gas Lens Nozzles	10	16	5/8

Alumina Nozzles



Part Number	Description	Size	Bore	
			mm	inches
10N47L	Long Alumina Nozzles	7L	11	7/16
10N48L	Long Alumina Nozzles	6L	10	3/8
10N49L	Long Alumina Nozzles	5L	8	5/16

Alumina Gas Lens Nozzles



Part Number	Description	Size	Bore	
			mm	inches
54N14	Alumina Gas Lens Nozzle	8	13	1/2
54N15	Alumina Gas Lens Nozzle	7	11	7/16
54N16	Alumina Gas Lens Nozzle	6	10	3/8
54N17	Alumina Gas Lens Nozzle	5	8	5/16
54N18	Alumina Gas Lens Nozzle	4	6	1/4
54N19	Alumina Gas Lens Nozzle	11	18	11/16

Alumina Nozzles



Part Number	Description	Size	Bore	
			mm	inches
54N15L	Long Alumina Gas Lens	7L	11	7/16
54N16L	Long Alumina Gas Lens	6L	10	3/8
54N17L	Long Alumina Gas Lens	5L	8	5/16

Alumina Gas Lens Nozzles



Part Number	Description	Size	Bore	
			mm	inches
57N74	Large Alumina Gas Lens Nozzles	8	13	1/2
57N75	Large Alumina Gas Lens Nozzles	6	10	3/8

Back Caps



Part Number	Description
41V24	Back Cap Long
41V35	Back Cap Medium
41V33	Back Cap Short
41V24L	Back Cap XL Long



Part Number	Description
57Y02	Back Cap Long
57Y03/300M	Back Cap Medium
57Y04	Back Cap Short

Back Caps



Part Number	Description
56Y44	Back Cap Long
56Y45	Back Cap Short

Switch



Part Number	Description
SW1F	Switch
SW1R	Switch

Switch



Part Number	Description
HR-50W 02	Back Cap Long



Part Number	Description
k01	Switch

TIG Cable Plug 10-25/35-50



Part Number	Description
10-25	Male(plug)
10-25	Female(socket)
35-50	Male(plug)
35-50	Female(socket)

TIG Panel Plug 10-25



Part Number	Description
10-25	Male(plug)
10-25	Female(socket)

TIG Cable Plug 50-70/70-95



Part Number	Description
50-70	Male(plug)
50-70	Female(socket)
70-95	Male(plug)
70-95	Female(socket)

TIG Panel Plug 35-50



Part Number	Description
35-50-1	Male(plug)
35-50-1	Female(socket)

HRTW Cable Plug 70-95



Part Number	Description
70-95	Male(plug)
70-95	Female(socket)

TIG Panel Plug 35-50



Part Number	Description
35-50-2	Male(plug)
35-50-2	Female(socket)

HRLN Cable plug 70-95



Part Number	Description
70-95	Male(plug)
70-95	Female(socket)

Japanese type



Part Number	Description
RBE 300M/500M	Male plug Blue
RBE 300F/500F	Female Socket Blue
RBK 300M/500M	Male plug Black
RBE 300F/500F	Female Socket Black

10-25 water cooled power adaptor with hose fit

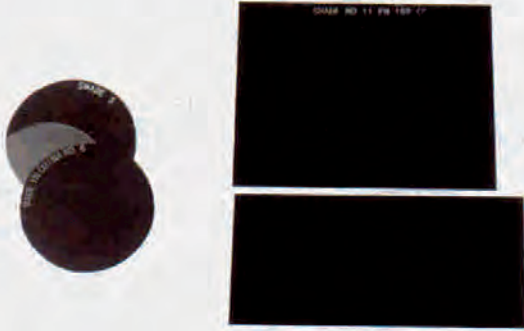


Part Number	Description
D1625-1-1	3/8"BSP Male 3/8"BSP Female
D1625-1-2	3/8"BSP Male 12mmx1 Female
D1625-1-3	3/8"BSP Male 14mmx1 Female
D1625-1-4	3/8"BSP Male 1/4"BSP Female

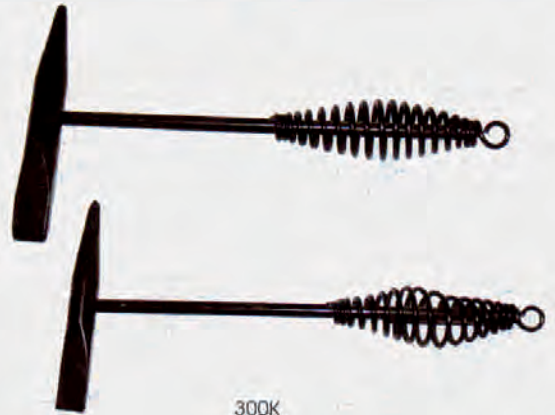
35-50 water cooled power adaptor



Part Number	Description
D3595-1-1	3/8"BSP Male 3/8"BSP Female
D3595-1-2	3/8"BSP Male 12mmx1 Female
D3595-1-3	3/8"BSP Male 14mmx1 Female
D3595-1-4	3/8"BSP Male 1/4"BSP Female

Protective welding glass

Size: 50mm

Size: 108x50mm
 100x50mm
 108x80mm
 108x83mm

Chipping hammer

 300K
 500K

Spark Lighter

Cleaning drill


	G.W	N.W	Size	QTY
75mm	26kg	24kg	44x34x28	1000(Pcs)
80mm	25kg	23kg	44x34x28	1000(Pcs)
100mm	26kg	24kg	54x27x27.5	1000(Pcs)
130mm	30kg	28kg	64x32.5x28	1000(Pcs)

Welding Plier

 7"
 8"

O-Clip Pincer


Netherlands type



HL300A HL400A
HL500A HL600A

Italian type



YDL150A

Italian type



YDL200A

Italian type



YDL400A
YDL500A
YDL600A

Tip American type



MT300A
MT400A
MT500A

Tip American type



MT600-T

American type (Jackson)



MJ300A
MJ500A

Twist type



TW300A
TW400A
TW500A

Germany type



D300A
D400A
D500A
D600A

Japanese type



RD300A
RD500A

Italy type



YDL 200A



YDL 300A
YDL 400A



YDL 600A

Holland type



HL 200A



HL 400A
HL 500A



BHL 500A

American type



M 300A



M 400A



M 500A

Other type



JD 300A
JD 500A



OK 200A
OK 300A
OK 400A



NM 500A

Japanese



EB-500

British



Y500A

British



Y600A

Regulator



C₂H₂ Regulator



Oxygen Regulator



CO₂ Regulator



Argon Regulator

Electrode WTh/WY/WZr/WLa



Tungsten Electrode

Diameter mm: 1.0, 1.6, 2.0, 2.4, 3.0, 3.2, 4.0 etc.
 Length mm: 150, 175
 Finish: Ground Finish

Style:

- WP Green, Pure
- WT10 yellow
- WT20 Red, 2% Throiated
- WCe 20 Gray, 2% Ceriated
- WL10 Black, 1% Lanthanum
- WL15 gold
- WL20 Blue, 2% Lanthanum
- WZs White, Ziconiated



HR6-160



HR4-220



HR5-350



HR4217A



HR4151B



HR4103A



AS-1



HR-2A-T3



HR-2A-D3



S2



S3



S6



S7



S8



S10



S18



S13



S17

Welding Gauge

HJC40

HJC60


Items	Range	the value of allowing
Measurement	–	0.2
Surface Height	0–12	0.2
Fillet Height	0–15	0.2
Width	0–40	0.3
Undercut Depth	0–5	0.1
Welding Groove Angle	≤150°	30'
Gap Size	0.5–5	0.1

Items	Range	the value of allowing
Measurement	0–15	0.2
Surface Height	0–15	0.2
Fillet Height	0–15	0.2
Width	0–60	0.3
Undercut Depth	0–5	0.1
Welding Groove Angle	80°–160°	30'
Gap Size	0.5–6	0.1

Wire Feeder Roller



panasonic



Binzel



OTC



Lincoln



Miller



Dadian



Binzel(c/w core)



SAF

Harris Cutting Nozzle



Model Size	6290 thickness	orifice
000	1-5	0.8
00	6-10	0.9
0	10-15	1.0
1	15-25	1.2
2	25-50	1.6
3	50-100	2.0
4	100-175	2.4
5	175-250	2.8
6	250-300	3.2



Model Size	6290AC thickness	orifice
000	1-5	0.8
00	5-10	0.9
0	10-15	1.0
1	15-25	1.2
2	25-50	1.6
3	50-100	2.0
4	100-175	2.4
5	175-250	2.8
6	250-300	3.0



Model Size	6290NX thickness	orifice
000	1-5	0.8
00	5-10	0.9
0	10-15	1.0
1	15-25	1.2
2	25-50	1.6
3	50-75	2.0
4	75-150	2.4
5	150-200	2.8
6	200-300	3.2



Model Size	6290NFF thickness	orifice
000	1-5	0.8
00	5-10	0.9
0	10-15	1.0
1	15-25	1.2
2	25-50	1.6
3	50-75	2.0
4	75-150	2.4
5	150-200	2.8
6	200-300	3.2

Victor Cutting Nozzle



Model Size	1-101 thickness	orifice
000	1-3	0.7
00	3-6	0.8
0	8-10	1.0
1	10-20	1.2
2	20-40	1.5
3	40-60	1.8
4	60-80	2.1
5	80-125	2.5
6	125-200	3.1
7	200-250	3.6
8	250-300	4.1



Model Size	3-101 thickness	orifice
000	0-3	0.7
00	3-6	0.8
0	6-10	1.0
1	10-20	1.2
2	20-40	1.5
3	40-60	1.8
4	60-80	2.1
5	80-125	2.5
6	125-200	3.1
7	200-250	3.6
8	250-300	4.1



Model Size	GPN thickness	orifice
000	1-3	0.7
00	3-6	0.8
0	6-10	1.0
1	10-20	1.2
2	20-40	1.5
3	40-60	1.8
4	60-80	2.1
5	80-125	2.5
6	125-200	3.1
7	200-250	3.6
8	250-300	4.1



Model Size	3-101 thickness	orifice
000	0-3	0.7
00	3-6	0.8
0	6-10	1.0
1	10-20	1.2
2	20-40	1.5
3	40-60	1.8
4	60-80	2.1
5	80-125	2.5
6	125-200	3.1
7	200-250	3.6
8	250-300	4.1

Airco Cutting Nozzle



Model Size	164 thickness	orifice
00	1-3	0.6
0	3-6	1.0
1	6-10	1.2
2	10-20	1.4
3	20-40	1.6
4	40-60	1.8
5	60-100	2.0
6	100-150	2.4
7	150-200	2.8
8	200-250	3.2
9	250-300	3.6
10	300-350	4.2



Model Size	261 thickness	orifice
00	1-3	0.8
0	3-6	1.0
1	6-10	1.2
2	10-15	1.4
3	15-25	1.6
4	25-50	1.8
5	50-100	2.0
6	100-150	2.4
7	150-200	2.8
8	200-250	3.2
9	250-300	3.6
10	300-350	4.2

British Cutting Nozzle



Model Size	ANME thickness	orifice
1/32	3-6	0.8
3/64	5-12	1.2
1/16	10-75	1.6
5/64	70-100	2.0
3/32	90-150	2.4
1/8	190-300	3.2



Model Size	PNME thickness	orifice
1/32	3-6	0.8
3/64	5-12	1.2
1/16	10-75	1.6
5/64	70-100	2.0
3/32	90-150	2.4
1/8	190-300	3.2



Model Size	ANME thickness	orifice
1/32	3-6	0.8
3/64	5-12	1.2
1/16	10-75	1.6
5/64	70-100	2.0
3/32	90-150	2.4
1/8	190-300	3.2



Model Size	ANME thickness	orifice
1/32	3-6	0.8
3/64	5-12	1.2
1/16	10-75	1.6
5/64	70-100	2.0
3/32	90-150	2.4
1/8	190-300	3.2

CIGWELD Cutting Nozzle





Model Size	Type44 thickness	orifice
6	3-6	0.6
8	6-12	0.8
12	12-20	1.2
15	25-75	1.5
20	100-125	2.0
24	150-200	2.4
32	225-300	3.2



Model Size	Type44 thickness	orifice
6	1-6	0.6
8	6-10	0.8
12	12-20	1.2
15	25-75	1.5
20	100-125	2.0
24	150-200	2.4
32	225-300	3.2
48	300-400	4.8

Wire Feeder Assembly

MXN-76ZY-A

MXN-76ZY-B

120SN-350A

120SN-500A
Wire Feeder

MXN-10-A(500A)

wire feeding voltage	DC24V/DC18.3V	wire spool	Φ300xΦ50x103mm
gas valve voltage	DC24V/AC36V	max capacity of wire spool	20kg
wire diameter(mm)	0.8/1.0/1.2/1.4/1.6	rated drawing force	10kg
wire type	soft steel/solid wire	weight	9kg
wire feeding speed	1.5-15m/min	dimensions	460x180x310mm

Plug-Female, Plug-male Range

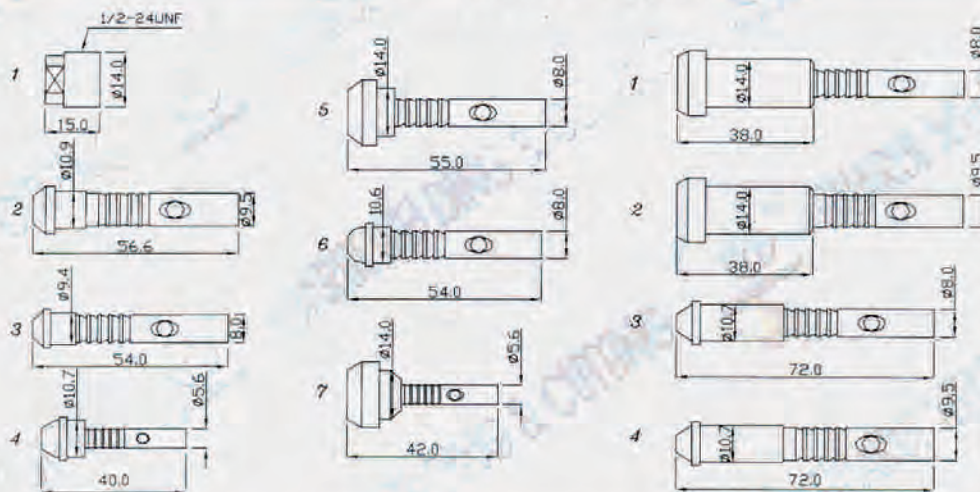

ITEM	CODE	DESCRIPTION	ITEM	CODE	DESCRIPTION
1	HR-19900	Plug-female 2pol Daiden	9	HR-20440	Miller plug-male 2pol c/w wire
2	HR-20100	Plug-female 2pol Panasonic/O.T.C	10	HR-20460	Miller plug-male 2pol
	HR-20150	Plug-female 4pol Panasonic/O.T.C	11	HR-20462	Miller plug-male 4pol
	HR-20120	Plug-female 6pol Panasonic/O.T.C	12	HR-20463	Amphenol plug-male 5pol
	HR-20170	Plug-female 7pol Panasonic/O.T.C	13	HR-20464	Amphenol plug-male 6pol
	HR-20190	Plug-female 9pol Panasonic/O.T.C	14	HR-20465	Amphenol plug-male 7pol
3	HR-20103	Plug-male 6pol Panasonic/O.T.C	15	HR-20468	Amphenol plug-male 10pol
4	HR-20121	Plug-extended-male 6pins Pana/O.T.C	16	HR-20472	Amphenol plug-male 14pol
5	HR-20110	Panel socket-male 2pol Pana/O.T.C	17	HR-20477	Amphenol plug-male 19pol
	HR-20151	Panel socket-male 4pol Pana/O.T.C	18	HR-20482	Amphenol plug-female 4pol
	HR-20161	Panel socket-male 6pol Pana/O.T.C	19	HR-20484	Amphenol plug-female 6pol
	HR-20171	Panel socket-male 7pol Pana/O.T.C	20	HR-20488	Amphenol plug-female 10pol
	HR-20191	Panel socket-male 9pol Pana/O.T.C	21	HR-20492	Amphenol plug-female 14pol
			22	HR-20500	OD 12.0 x hole distance 25.4 mm Tokin
6	HR-20310	Tuchel plug-male 3 flat pol		HR-20501	OD 10.5 x hole distance 21.0 mm
7	HR-20311	Tuchel plug-male 5 flat pol		HR-20502	OD 6.5 x hole distance 12.5 mm
8	HR-20312	Tuchel plug-male 7 flat pol	23	HR-20503	Lincoln plug c/w wire

Current Nipple



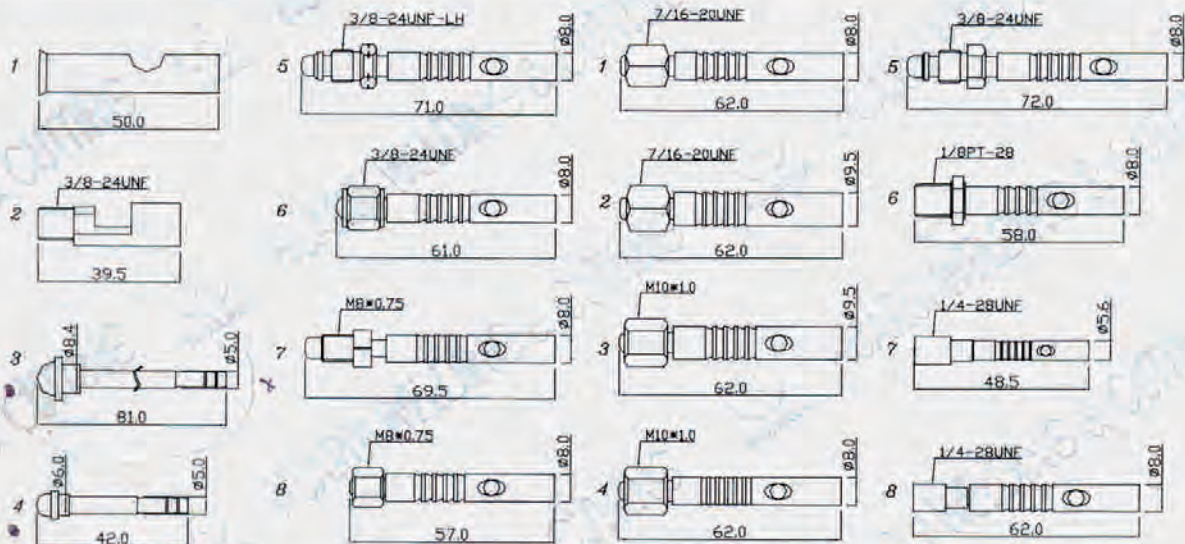
ITEM	CODE	DESCRIPTION	ITEM	CODE	DESCRIPTION
1	HR-32100	Terminal	1	HR-26100	Nipple
2	HR-42200	Hose Clamp	2	HR-26110	Nipple with Screw
3	HR-42100	Hose Clamp	3	HR-26120	Nipple
4	HR-42000	Hose Clamp	4	HR-26130	Nipple
			5	HR-26300	Nipple
			6	HR-26200	Nipple
			7	HR-27400	Gas Nipple, Hitachi
			8	HR-27500	Water Nipple, Hitachi

Current Nipple



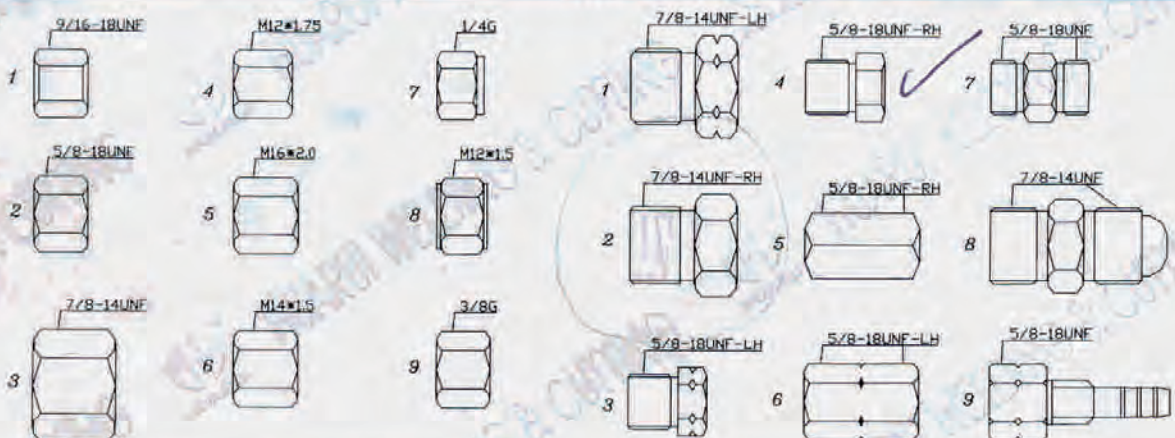
ITEM	CODE	DESCRIPTION	ITEM	CODE	DESCRIPTION
1	HR-12000	Power Cable Nut, PCH/M51	1	HR-12600	11N38 Current Nipple
2	HR-12610	Current Nipple, NITTETSU	2	HR-12910	45V68 Current Nipple, WP-26 1 piece
3	HR-12010	Current Nipple, PCH/M51	3	HR-12800	Current Nipple, Sam Rex Plasma
4	HR-13410	Current Nipple, Hitachi 20/22/25	4	HR-12521	45V67 Current Nipple, WP-26 1 piece
5	HR-12700	11N38-1 Current Nipple O.T.C			
6	HR-12900	Current Nipple(rear), Hitachi			
7	HR-13400	45V06 Current Nipple, WP-20/22/24/25			

Current Nipple



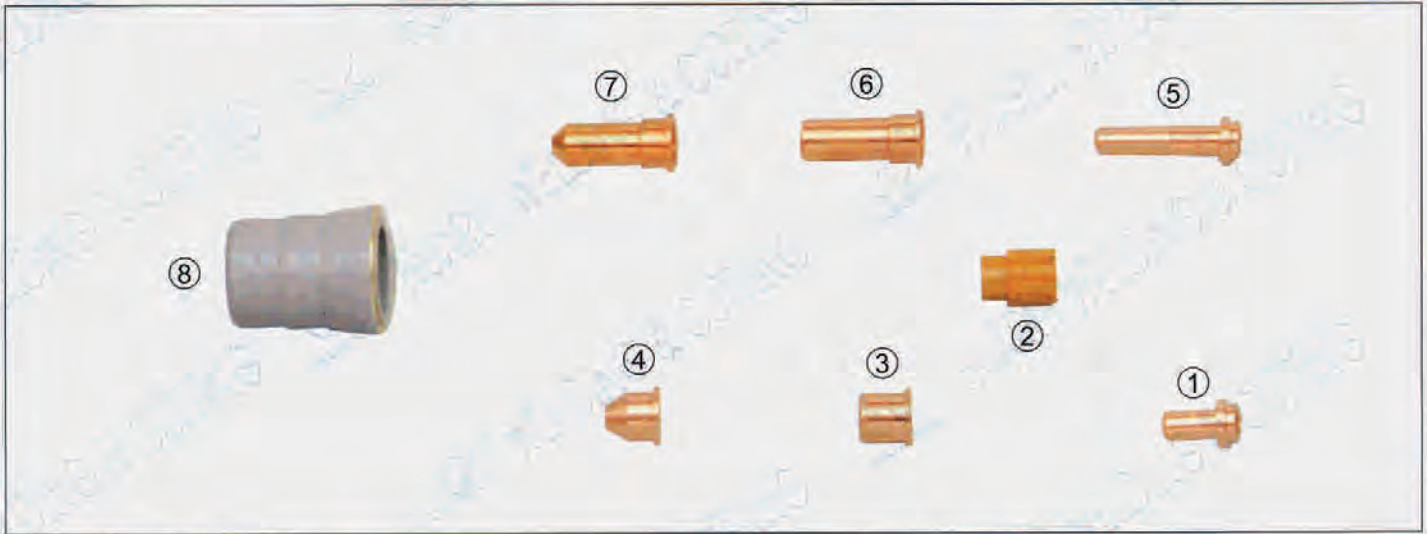
ITEM	CODE	DESCRIPTION	ITEM	CODE	DESCRIPTION
1	HR-27600	Cable Connector(Front) WP-26 2 piece	1	HR-12500	Current Nipple (Front) WP-12/27
2	HR-27800	Cable Connector(Front) WP-17	2	HR-12501	
3	HR-27700	Current Nipple .WP-26	3	HR-12510	Special Current Nipple (Front) Nitetsu
4	HR-27900	Current Nipple .WP-17	4	HR-12511	
5	HR-12100	11N37 Current Nipple (Front) WP-18	5	HR-12520	57Y10 Current Nipple.WP-17 1 piece
6	HR-12200	56Y39 Current Nipple (Front) O.T.C	6	HR-12530	Current Nipple(Front).CEBORA
7	HR-12300	Current Nipple (Front) Panasonic	7	HR-13300	45V05 Current Nipple(Front).WP-20/22/24/25
8	HR-12400	Current Nipple (Front) Hitachi	8	HR-12011	Current Nipple(Front).PCH/M35

Nut



ITEM	CODE	DESCRIPTION	ITEM	CODE	DESCRIPTION
1	HR-25200	Gas Nut(Female),Panasonic	1	HR-24400	10N18 Power Cable Nut Male,For U.S Type
2	HR-25100	Water Nut(Female),Panasonic	2	HR-24420	48N22 Power Cable Nut.WP-26 1 piece
3	HR-24500	Power Cable Nut(Female).O.T.C	3	HR-24200	11N38 Water Nut(Male).U.S Type
4	HR-25300	Gas Nut(Female),Hitachi	4	HR-24300	136Z08 Gas Nut(Male).U.S Type
5	HR-25400	Water Nut(Female),Hitachi	5	HR-24310	Gas Nut Double Connector(Female).U.S Type
6	HR-25500	Power Cable Nut(Female),Hitachi	6	HR-24220	Water Nut Double Connector(Female).U.S type
7	HR-25210	Gas Nut(Female),Taiwan Plasma	7	HR-24210	Water Nut Double Connector(Male)
8	HR-25220	Water Nut(Female),Taiwan Plasma	8	HR-27300	Connector Nut For Regulator
9	HR-25600	Power Cable Nut(Female).WO/WI	9	HR-28100	Water Outlet U.S Type Machine side


Pocket & Car 30



ITEM	PART NO.	DESCRIPTION
1	C1520	Electrode(Threaded)Hafnium
2	C1510	Swirl Ring
3	C1304	Tip - Flat, 1.0mm
4	C1305	Tip - 1.0mm-Conical

ITEM	PART NO.	DESCRIPTION
5	C1519	Long Electrode (Threaded) Hafnium
6	C1370	Long Tip - 1.0mm - Flat
7	C1306	Long Tip - Conical, 1.0mm
8	C5.710.120	Nozzle Retaining Cap


CP-40



ITEM	PART NO.	DESCRIPTION
1	C1359	Torch Head
2	C1516	Electrode, hafnium
3	C1507	Swirl Ring

ITEM	PART NO.	DESCRIPTION
4	C1290	Tip-0.7mm
5	C1906	Nozzle Retaining Cap

Gas: Single Air Flow: 120 litres per minute
Rating: 50 Amps @ 60% Duty Cycle Cutting Capacity: 12mm Max (most materials)



Prof 35HF & Prof 50 - TORCH PACKAGES


PART NO.	DESCRIPTION
C1526	Hand Torch c/w 6mtr Cables 1/8" Bsp Connection
C1574	Hand Torch c/w 6mtr Cables Central Connection

CONSUMABLES

ITEM	PART NO.	DESCRIPTION
1	C1352	Torch Head
2	C3160067	O-Ring - Torch Head
3	C1521	Electrode Hafnium
4	C1510	Swirl Ring
5	C1304	Cutting Tip 1.0mm - Flat
6	C1305	Cutting Tip 1.0mm - Conical
7	C5.710.121	Nozzle Retaining Cap

ITEM	PART NO.	DESCRIPTION
8	C1518	Extended Electrode Hafnium
9	C1370	Extended Tip 1.0 - Flat
10	C1306	Extended Tip 1.0 - Conical
11		Shield Cup for Extended Tips
12	C1356	Handle c/w Switch
13	C1344	6mtr Complete Cable Assy 1/8" Bsp

Gas: Single Air Flow: 180 litres per minute
Rating: 70 Amps @ 60% Duty Cycle Cutting Capacity: 20mm Max (most materials)




Prof 70 - TORCH PACKAGES


PART NO.	DESCRIPTION
C1564	Hand Torch c/w 6mtr Cables 1/8" Bsp Connection
C1573	Hand Torch c/w 6mtr Cables Central Connection
C1573.20	Hand Torch c/w 12mtr Cables Central Connection

PART NO.	DESCRIPTION
C1563	Machine Torch c/w 6mtr Cables 1/8" Bsp Connection
C1566	Machine Torch c/w 6mtr Cables Central Connection
C1566.20	Machine Torch c/w 12mtr Cables Central Connection

CABLE FITTING 1/8"



CABLE FITTING CENTRAL




CONSUMABLES

ITEM	PART NO.	DESCRIPTION
1	C1351	Torch Head - Hand
2	C1349	Torch Head - Machine
3	C3160067	O-Ring - Torch Head
4	C3065204	Diffuser
5	C1402	Electrode, hafnium
6	C1510	Swirl Ring
7	C1309	Tip 0.9mm - 35 Amp
	C1396	Tip 1.0mm - 50 Amp
	C1308	Tip 1.2mm - 70 Amp
8	C1305	Cutting Tip 1.0mm - Conical
9	C1368	Extended Electrode Hafnium
10	C1366	Extended Tip 0.9mm - 35 Amp
	C1395	Extended Tip 1.0mm - 50 Amp
		Extended Tip 1.2mm - 70 Amp
11	C5.710.171	Nozzle Retaining Cap
12	C1394	Spacer Spring

ITEM	PART NO.	DESCRIPTION
13	C1405	Double Pointed Spacer
14		Shield Cup for Extended Tips
15		Spacer for contact Cutt Ext. Consumables
16		Spacer c/w Stand of Springs
17		Spacer Springs
18	C1356	Handle c/w Switch
19	C3055623	Handle Machine Torch
20	C3045012	Wrench for Electrode / Diffuser
21	C1344	6mtr Complete Cable Assy 1/8" Bsp(<i>hand torch</i>)
	C1344.20	12mtr Complete Cable Assy 1/8" Bsp(<i>hand torch</i>)
	C1346	6mtr Complete Cable Assy 1/8" Bsp(<i>Machine torch</i>)
	C1346.20	12mtr Complete Cable Assy 1/8" Bsp(<i>Machine torch</i>)
22	C534	Central Connector c/w 6 Pins
23	C537	Adaptor Body Only
24	C539	Plastic Locking Ring
25	C540	Adaptor Housing

Gas: Single Air Flow: 160 litres per minute
Rating: 90 Amps @ 60% Duty Cycle Cutting Capacity: 30mm Max (most materials)

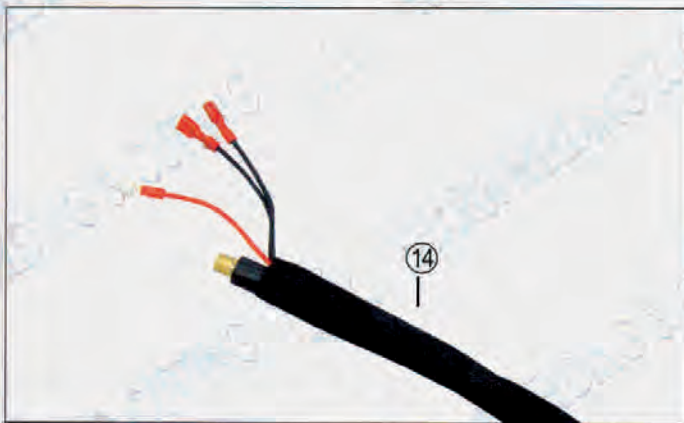


CP90/91 - TORCH PACKAGES

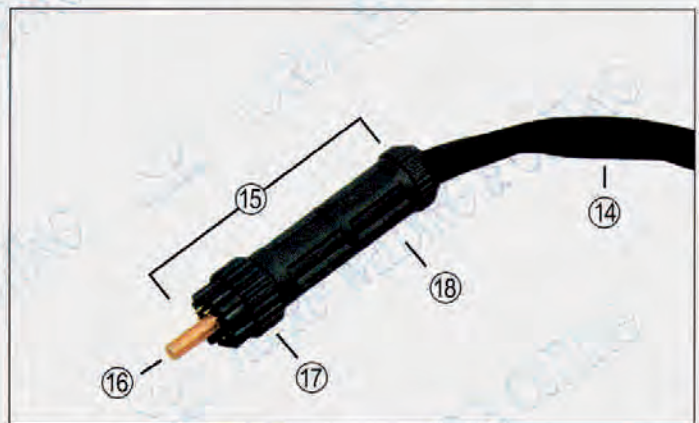
PART NO.	DESCRIPTION
C1215	Hand Torch c/w 6mtr Cables 1/8" Bsp Connection
C1214	Hand Torch c/w 6mtr Cables Central Connection
C1214.20	Hand Torch c/w 12mtr Cables Central Connection

PART NO.	DESCRIPTION
C1218	Machine Torch c/w 6mtr Cables Central Connection
C1218.20	Machine Torch c/w 12mtr Cables Central Connection

CABLE FITTING 1/8"



CABLE FITTING CENTRAL




CONSUMABLES

ITEM	PART NO.	DESCRIPTION
1	C1358	Torch Head - Hand
2	C1348	Torch Head - Machine
3	C3160067	O-Ring - Torch Head
4	C0109042	Diffuser
5	C1368	Extended Electrode Hafnium
6	C1510	Swirl Ring
7	C1847	Extended Tip 1.0mm - 20-50 Amp
8	C1848	Extended Tip 1.2mm - 50-70 Amp
	C1849	Extended Tip 1.3mm - 70-90 Amp
9	C1901	Nozzle Retaining Cap
10		Shield c/w Spacer for Contact Cutting

ITEM	PART NO.	DESCRIPTION
11	C1356	Handle c/w Switch
12	C3055623	Handle Machine Torch
13	C3045012	Wrench for Electrode / Diffuser
14	C1344	6mtr Complete Cable Assy 1/8" Bsp(<i>Hand Torch</i>)
		6mtr Complete Cable Assy Cent. Conn.(<i>Hand Torch</i>)
		12mtr Complete Cable Assy Cent. Conn.(<i>Hand Torch</i>)
		6mtr Complete Cable Assy Cent. Conn.(<i>Machine Torch</i>)
		12mtr Complete Cable Assy Cent. Conn.(<i>Machine Torch</i>)
15	C534	Central Connector c/w 6 Pins
16	C537	Adaptor Body Only
17	C539	Plastic Locking Ring
18	C540	Adaptor Housing

Gas: Single Air Flow: 220 litres per minute
Rating: 150 Amps @ 60% Duty Cycle Cutting Capacity: 35mm Max (most materials)




P150 - TORCH PACKAGES

PART NO.	DESCRIPTION
C1571	Hand Torch c/w 6mtr Cables 1/8" Bsp Connection
C1525	Hand Torch c/w 12mtr Cables 1/8" Bsp Connection
C1576	Hand Torch c/w 6mtr Cables Central Connection
C1578	Hand Torch c/w 12mtr Cables Central Connection
C1529	Machine Torch c/w 6mtr Cables 1/8" Bsp Connection
C1532	Machine Torch c/w 12mtr Cables 1/8" Bsp Connection
C1577	Machine Torch c/w 6mtr Cables Central Connection
C1579	Machine Torch c/w 12mtr Cables Central Connection

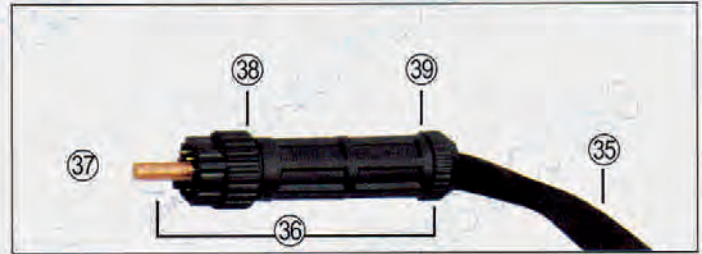
P160 - TORCH PACKAGES

PART NO.	DESCRIPTION
C1226	Hand Torch c/w 6mtr Cables Central Connection
C1226.20	Hand Torch c/w 12mtr Cables Central Connection
C1228	Machine Torch c/w 6mtr Cables Central Connection
C1228.20	Machine Torch c/w 12mtr Cables Central Connection

CABLE FITTING 1/8"



CABLE FITTING CENTRAL



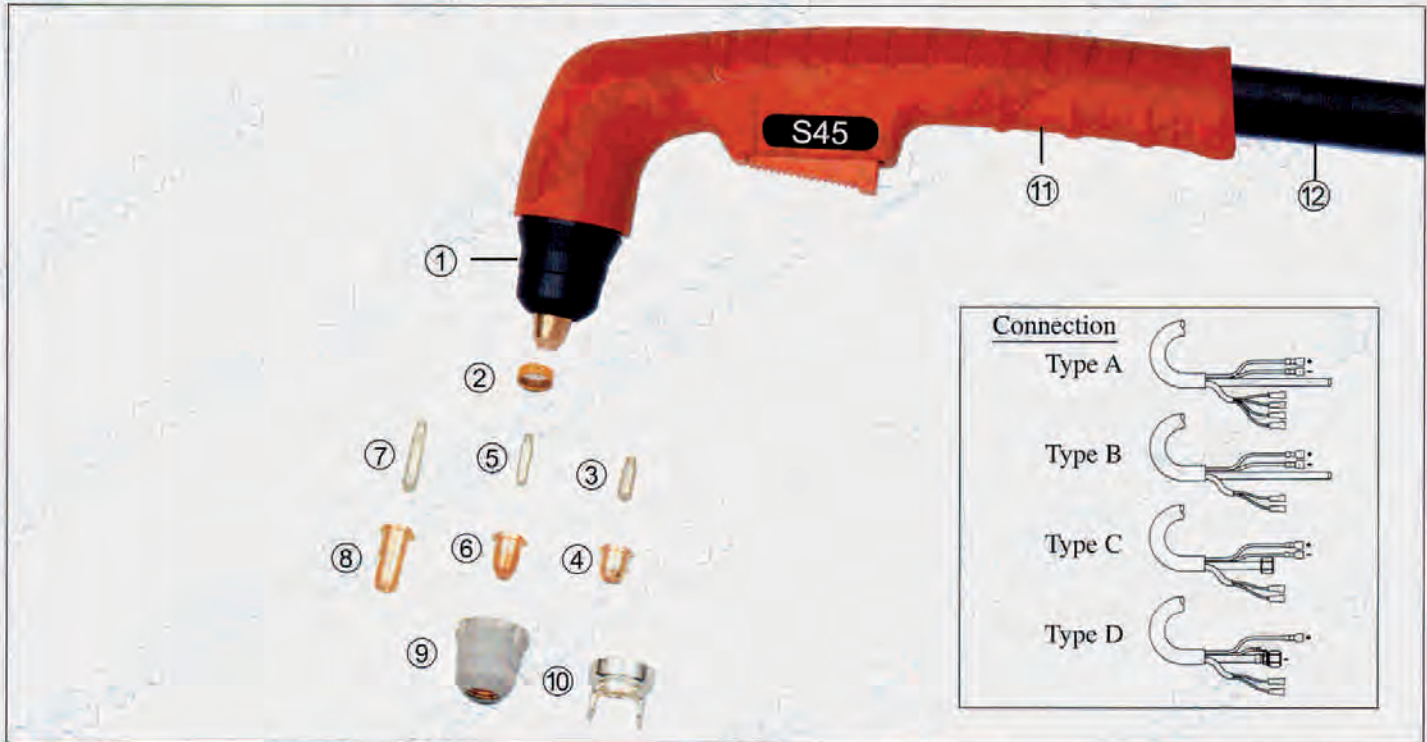
CONSUMABLES

ITEM	PART NO.	DESCRIPTION
1	C1353	Torch Head - Hand
2	C1354	Torch Head - Machine
3	C1398	O-Ring - Torch Head
4	C1378	Diffuser
5		Front Insulator - Vespel
6	C1376	Electrode Hafnium
7	C1377	Swirl Ring Vespel
8	C1371	Cutting Tip 1.1mm
	C1372	Cutting Tip 1.35mm
	C1373	Cutting Tip 1.6mm
	C1374	Cutting Tip 1.8mm
	C1375	Cutting Tip 3.0mm
9	C1389	Nozzle Retaining Cap
10	C1390	Contact Cutting Tip 1.35mm
	C1391	Contact Cutting Tip 1.6mm
	C1392	Contact Cutting Tip 1.8mm
11		Extended Diffuser
12	C1517	Extended Electrode, hafnium
13	C1369	Extended Contact Cutting Tip - Max 50 Amp
14		Extended Tip 1.35mm - 90 Amp
		Extended Tip 1.6mm - 120 Amp
		Extended Tip 1.8mm - 150 Amp
15	C1393	Contact Nozzle Retaining Cap
		Contact Nozzle Ret. Cap - Long Life
16		Spring Holder Protection Nut
17		Spacer Springs for P1507
18		Gouging Spacer

ITEM	PART NO.	DESCRIPTION
19		Spacer for Contact Cutting - Hand(Use with Items 15&8)
		Spacer for Contact Cutting - Hand(Use with Items 15&10)
	C1394	Spacer for Contact Cutting - Hand(Use with Items 15&10)
20		Spacer for Contact Cutting - Machine(Use with Items 15&8)
21		Shield Cup - Hand (Max 50 Amp)
22		Spacer for Contact Cutting - Hand
23		Spacer for Extended Tips High Amp
24		Locking Nut
25		Spacer c/w Springs
26		Spacer Springs
27	C1386	Stand Off Spring
28	C1408	Double Pointed Spacer
29	C1409	Crown Spacer
30	C1406	Gouging Spacer
31	C1509	Extractor for Swirl Ring
32	C1356	Handle c/w Switch
33	C3055623	Handle Machine Torch
34	C3045010	Wrench for Electrode / Diffuser
35		6mtr Complete Cable Assy 1/8" Bsp(Hand Torch)
		12mtr Complete Cable Assy 1/8" Bsp(Hand Torch)
		6mtr Complete Cable Assy 1/8" Bsp(Machin Torch)
		12mtr Complete Cable Assy 1/8" Bsp(Machin Torch)
36	C534	Central Connector c/w 6 Pins
37	C537	Adaptor Body Only
38	C539	Plastic Locking Ring
39	C540	Adaptor Housing



Gas: Single Air Flow: 90 litres per minute
Rating: 40 Amps @ 60% Duty Cycle Cutting Capacity: 10mm Max (most materials)



S25/25K/30/35K - TORCH PACKAGES

PART NO.	DESCRIPTION
PA370	Hand Torch 4mtr Cables - Type A
PA375	Hand Torch 4mtr Cables - Type B
PA376	Hand Torch 4mtr Cables - Type B

S45 - TORCH PACKAGES

PART NO.	DESCRIPTION
PA167	Hand Torch S45 4mtr Cables - Type C
PA165	Hand Torch S45 6mtr Cables - Type D
PA166	Hand Torch S45 6mtr Cables with Central Connection


CONSUMABLES

ITEM	PART NO.	DESCRIPTION
1		Torch Head - S25/S25K
		Torch Head - S45
2	PE0106	Swirl Ring
3	PR0105	Electrode, Hafnium
4	PD0102-09	Tip 0.9mm
	PD0102-10	Tip 1.0mm
5	PR0110	Electrode, Hafnium
6	PD0116-06	Tip 0.65mm - S25K - GYS 20k
	PD0116-08	Tip 0.8mm - S25K - GYS 20
	PD0116-09	Tip 0.9mm - S25K - GYS 20
7	PR0106	Extended Electrode, Hafnium
8	PD0103-65	Extended Tip 0.65mm-S25K
	PD0103-09	Extended Tip 0.9mm-S25
	PD0103-10	Extended Tip 1.0mm-S45

ITEM	PART NO.	DESCRIPTION
9	PC0116	Nozzle Retaining Cap S45
	PC0122	Nozzle Retaining Cap S25K (1 Hole)
	PC0117	Nozzle Ret. Cap S25K (2 Hole) - GYS 20K
	PC0135	Nozzle Ret. Cap S35K (4 Hole) - GYS 20
10		Double Pointed Spacer
11		Handle c/w Switch - Hand Torch
12		4mtr Cable Assy S25K - Type A
		4mtr Cable Assy S25K/S25K - Type B
		4mtr Cable Assy S45K - Type C
		6mtr Cable Assy S45K - Type D
13		6mtr Cable Assy S45K - Central Conn.
14		Central Connector c/w 6 Pins



**Rating: 70A @60% Duty Cycle ; MAX Cutting Capacity:23mm
Air Pressure: 0.5MPa ;**



S75 TORCH PACKAGES

PART NO.	DESCRIPTION
S75-125	Hand Torch 4m Cables 3/8" BSP Connection
S75-250	Hand Torch 8m Cables 3/8" BSP Connection



S75 TORCH PACKAGES

PART NO.	DESCRIPTION
S75-125C	Hand Torch 4m Cables with Central Connection
S75-250C	Hand Torch 8m Cables with Central Connection

CONSUMABLES

ITEM	PART NO.	DESCRIPTION
1.	PF0135	Torch Head--Hand
2.	FH0647	Diffuser
3.	PR0117	Electrode, hafnium
4.	PE0112	Swirl Ring
5.	PD0114-10	Tip, 1.0mm

ITEM	PART NO.	DESCRIPTION
	PD0114-12	Tip, 1.2mm
6.	PC0114	Nozzle Retaining Cap
7.	CV0076	Ceramic Cup
8.	CV0028	Stand off Spring
9.	TP0110	Handle c/w Switch




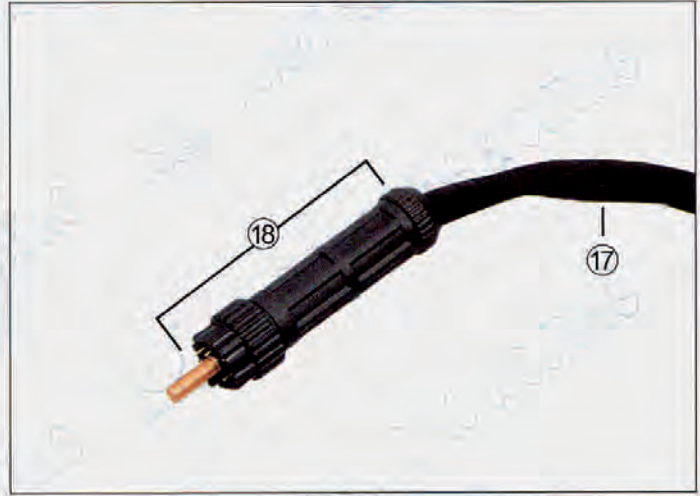
Gas: Single Air Flow: 105 litres per minute
Rating: 80 Amps @ 60% Duty Cycle Cutting Capacity: 12mm Max (most materials)



A80/P80 - TORCH PACKAGES

PART NO.	DESCRIPTION
PA170	Hand Torch c/w 6mtr Cables 3/8" G Connection
PA171	Hand Torch c/w 6mtr Cables Central Connection 4 Pin

PART NO.	DESCRIPTION
PA180	Machine Torch c/w 6mtr Cables 3/8" G Connection
PA181	Machine Torch c/w 6mtr Cables Central Connection 4 Pin

CABLE FITTING 1/4-3/8"

CABLE FITTING CENTRAL

CONSUMABLES

ITEM	PART NO.	DESCRIPTION
1	PF0119	Torch Head - Hand
2	PF0120	Torch Head - Machine
3	EA0125	O-Ring - Torch Head
4	FH560	Diffuser
	FH561	Extended Diffuser
5	PR0109	Electrode Hafnium - Long Life
	PR0107	Electrode Hafnium
6	PR0108	Extended Electrode, hafnium
	PR0115	Extended Electrode - Long Life, hafnium
7	PE0107	Swirl Ring
8	PD0105-10	Tip 1.0mm - 50 Amp
	PD0105-11	Tip 1.1mm - 70 Amp
	PD0105-12	Tip 1.2mm - 80 Amp

ITEM	PART NO.	DESCRIPTION
9	PD0106-10	Extended Tip 1.0mm - 50 Amp
	PD0106-12	Extended Tip 1.2mm - 80 Amp
10	PC0115	Nozzle Retaining Cap
11	CV0201	Spacer for Contact Cutting
12	CV0033	Crown Spacer
13	CV0028	Spacer Springs
14	C1356	Handle c/w Switch
15	TP0061	Handle - Machine Torch
16	PH0130	6mtr Comp Cable Assy 3/8" G
17	PH0132	6mtr Comp Cable Assy 1/4" G (for Central Connection)
18	FY12	Central Connector Kit c/w 4 Pins




TWINBRIDGE®

A90/A91 A101/P101

**Plasma Cutting Torch
Compatible with Trafimet**

**Gas: Single Air Flow: 180 litres per minute
Rating: 100 Amps @ 60% Duty Cycle Cutting Capacity: 25mm Max (most materials)**



A101/P101 - TORCH PACKAGES


PART NO.	DESCRIPTION
----------	-------------

PA1450	Hand Torch c/w 6mtr Cables M14x1 Metric Conn.
PA1452	Hand Torch c/w 6mtr Cables Central Connection
PA1454	Hand Torch c/w 6mtr Cables 1/4" Connection

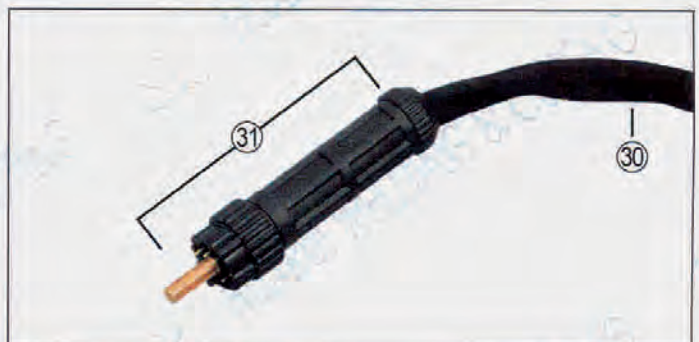
PART NO.	DESCRIPTION
----------	-------------

PA110	Machine Torch c/w 6mtr Cables M14x1 Metric Conn.
PA111	Machine Torch c/w 6mtr Cables Central Connection

CABLE FITTING M14X1 - 1/4" BSP



CABLE FITTING CENTRAL




**CONSUMABLES**

ITEM	PART NO.	DESCRIPTION
1	PF0145	Torch Head - Hand
2	PF0115	Torch Head - Machine
3	EA0131	O-Ring - Torch Head
4	FH562	Diffuser
5		Extended Diffuser
6	PR0101	Electrode Hafnium
7	PR116T	Extended Electrode Threaded
8	PE0101	Swirl Ring
9	PD0101-11	Tip 1.1mm
	PD0101-14	Tip 1.4mm
	PD0101-17	Tip 1.7mm
10	PD011-12	Extended Tip Max 50 Amp, 1.2mm
11	PD011-14	Extended Tip 1.4mm Max 90 Amp
	PD011-17	Extended Tip 1.7mm Max 120 Amp
12	PC0109	Nozzle Retaining Cap
	PC0111	Nozzle Retaining Cap - Long Life
13	PC0113	Contact Nozzle Retaining Cap
	PC0130	Contact Nozzle Ret. Cap - Long Life
14	CV0023	Spacer for Contact Cutting
15	CV0039	Large Spacer for Contact Cutting
16	CV0008	Shield Cup, Hand <i>(Max 50 Amp)</i>

ITEM	PART NO.	DESCRIPTION
	CV0009	Spacer for Ext. Contact Cutting
17	CV0011	Stand Off Spring
18	CV0012	Double Pointed Spacer
19	CV0014	Crown Spacer
20		Spacer c/w Springs
21		Spacer Springs
22		Spacer Contact Cutting - Hand <i>(Use with Items 9, 13&24)</i>
23		Spacer Contact Cutting - Machine <i>(Use with Items 9, 13&24)</i>
24		Locking Nut
25		Spring Holder Protection Nut
26		Spacer Springs for P1507
27	C1356	Handle c/w Switch
28	C3055623	Handle - Machine Torch
29	PH142	6mtr Comp Cable Assy M14x1 Metric
30	PH143	6mtr Comp Cable Assy 1/4" Bsp <i>(for Central Connection)</i>
31	FY23	Central Connector Kit c/w 4 Pins
32	GR60	Extractor for Swirl Ring



Gas: Single Air Flow: 210 litres per minute
Rating: 140 Amps @ 60% Duty Cycle Cutting Capacity: 35mm Max (most materials)




A141/P141 - TORCH PACKAGES


PART NO.	DESCRIPTION
PA1500	Hand Torch c/w 6mtr Cables M14x1 Metric Conn.
PA1501	Hand Torch c/w 12mtr Cables M14x1 Metric Conn.
PA1502	Hand Torch c/w 6mtr Cables 1/4" BSP Connection
PA1504	Hand Torch c/w 6mtr Cables Central Connection
PA1505	Hand Torch c/w 12mtr Cables Central Connection

PART NO.	DESCRIPTION
PA103	Machine Torch c/w 6mtr Cables M14x1 Metric Conn.
PA104	Machine Torch c/w 12mtr Cables M14x1 Metric Conn.
PA145	Machine Torch c/w 6mtr Cables Central Connection
PA146	Machine Torch c/w 12mtr Cables Central Connection

CABLE FITTING M14X1 - 1/4" BSP



CABLE FITTING CENTRAL





CONSUMABLES

ITEM	PART NO.	DESCRIPTION
1	PF0155	Torch Head - Hand
2	PF0102	Torch Head - Machine
3	EA0131	O-Ring - Torch Head
4	FH563	Diffuser
5	P1502	Extended Diffuser
6	PR0101	Electrode Hafnium
7	PR116	Extended Electrode
8	PE0101	Swirl Ring
9	PE0103	Swirl Ring for Extended Electrode
10	PD0101-11	Tip 1.1mm
	PD0101-14	Tip 1.4mm
	PD0101-17	Tip 1.7mm
	PD0101-19	Tip 1.9mm
	PD0101-30	Gouging Tip 3.0mm
11	PD111-12	Extended Tip Max 50 Amp, 1.2mm
12	PD117-14	Extended Tip 1.4mm Max 90 Amp
	PD117-17	Extended Tip 1.7mm Max 120 Amp
	PD117-19	Extended Tip 1.9mm Max 150 Amp
13	PC0101	Nozzle Retaining Cap
	PC0102	Nozzle Retaining Cap - Long Life
14	PC0103	Contact Nozzle Retaining Cap
	PC0131	Contact Nozzle Ret. Cap - Long Life
15	CV0023	Spacer for Contact Cutting
16	CV0039	Large Spacer for Contact Cutting
17	CV0008	Shield Cup, Hand (Max 50 Amp)
	CV0009	Spacer for Ext. Contact Cutting
18	CV0011	Stand off Spring

ITEM	PART NO.	DESCRIPTION
19	CV0012	Double Pointed Spacer
20	CV0014	Crown Spacer
21	CV0013	Gouging Spacer
22		Gouging Spacer for Item 14
23		Spacer c/w Springs
24		Spacer Springs
25		Spacer Contact Cutting - Hand (Use with Items 10, 14&27)
26		Spacer Contact Cutting - Machine (Use with Items 10, 14&27)
27		Locking Nut
28	C1356	Spring Holder Protection Nut
29		Spacer Springs
30	C1356	Handle c/w Switch
31	C3055623	Handle - Machine Torch
32	PH148	6mtr Comp Cable Assy M14x1 Metric
	PH150	12mtr Comp Cable Assy M14x1 Metric
33	PH149	6mtr Comp Cable Assy 1/4" Bsp (for Central Connection)
	PH151	12mtr Comp Cable Assy 1/4" Bsp (for Central Connection)
34	FY23	Central Connector Kit c/w 4 Pins
35	GR60	Extractor for Swirl Ring

Gas: 0.35~0.45 MPa
 Rating: 80 Amps @ 60% Duty Cycle Cutting Capacity: 35mm Max (most materials)



P80-TORCH PACKAGES

PART NO.	DESCRIPTION
P80-125	Hand Torch 4m Cables 3/8"BSP Connection ;
P80-250	Hand Torch 8m Cables 3/8"BSP Connection ;

CABLE FITTING 3/8"BSP / M16X1.5

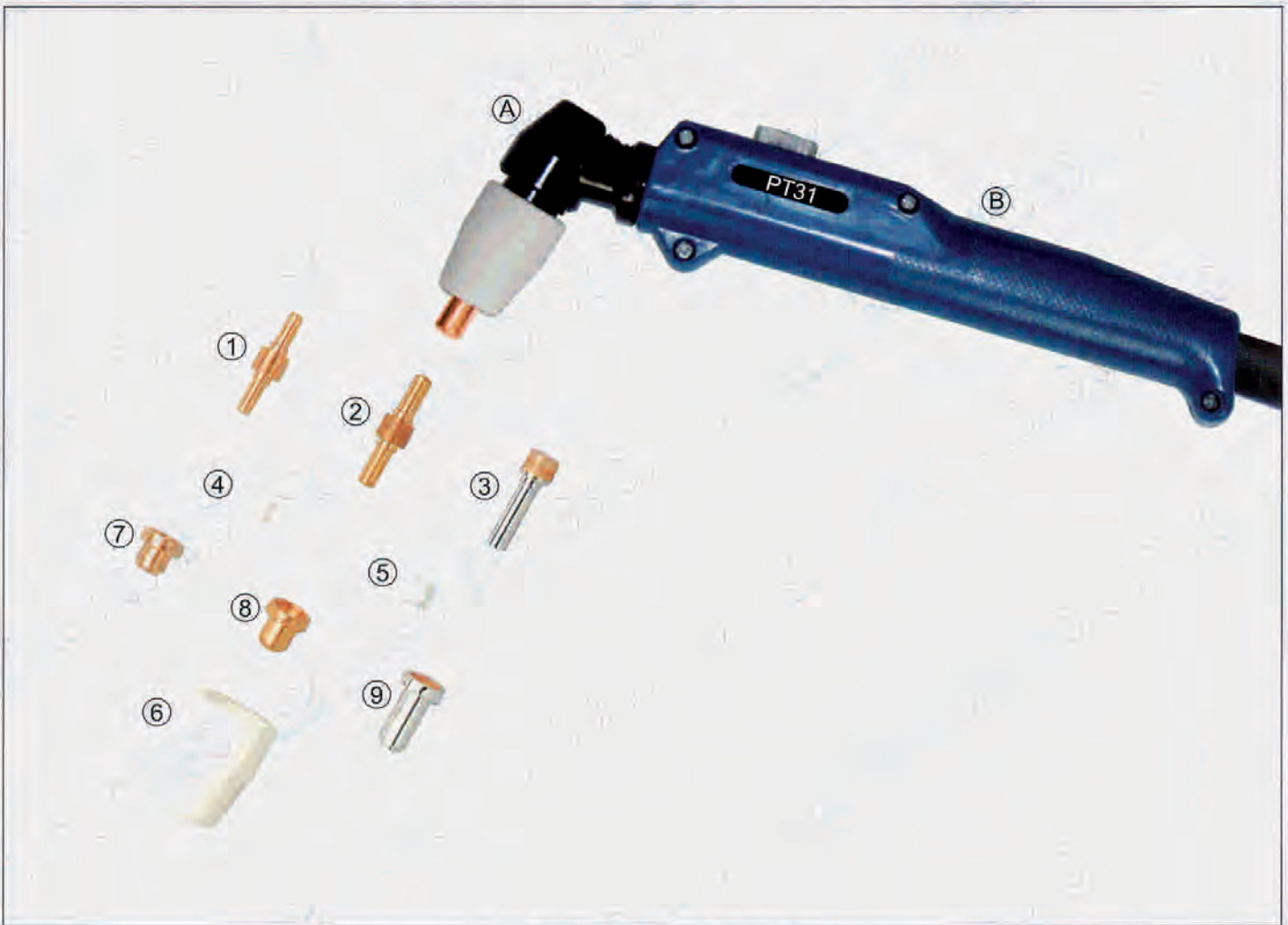
CABLE FITTING CENTRAL



CONSUMABLES

ITEM	PART NO.	DESCRIPTION
A	HRYT-10PD	Torch Head--Hand
B	R TKC00005	Handle c/w Switch
A1		Torch Head-Hand
B1		Handle c/w Switch
C1	HRYT-10PE	Torch Head—Machine
C2		Handle-Machine
D	HRTKC06102	Handle For Machine Torch
1.	HRTET02033	Electrode, hafnium
2.		Tip, 1.1mm 40A
	HRTET01310	Tip, 1.3mm 63A
	HRTET01512	Tip, 1.5mm 80A
	HRTSM06626	Tip, 1.7mm 100A
2A.	HRTET01035	Old Style Nozzle 1.3mm, 63A
	HRTET01507	Old Style Nozzle 1.5mm, 80A
	HRTET01809	Old Style Nozzle 1.7mm, 100A
3.	TGN02004	Nozzle Retaining Cap, ceramic
4.		Site Wheel
5.		Wrench for Electrode/Tip
6.	HRTFQ08102	Insulate Ring


Gas: Single Air ,0.35-0.45 MPa
 Rating: 40 Amps @ 35% Duty Cycle Cutting Capacity: 10mm



PT31-TORCH

PT31-125	Hand Torch 4m Cables	3/8" BSP Connection
PT31-250	Hand Torch 8m Cables	3/8" BSP Connection
PT31-125	Hand Torch 4m Cables	M16x1.5 Connection
PT31-250	Hand Torch 8m Cables	M16x1.5 Connection


CABLE FITTING 3/8" BSP / M16x1.5



CONSUMABLES

ITEM	PART NO.	DESCRIPTION
A		Torch Head--Hand
B		Handle c/w Switch
1	18205	Electrode - Zirconium
2	19683	Electrode HD - 30-50 amp - Hafnium
3	20862	Electrode - Hafnium
4	18785	Swirl Baffle - 4 Holes
5	20463	Swirl Baffle - 6 Holes
6	18204	Shield Cup
7	18866	Tip 1.0 - .039 - 30 amp
8	19682	Tip HD 0.96 - .038 - 30 amp
	20079	Tip HD 1.35 - .053 - 50 amp
9	20860	Tip 0.96 - .038 - 30 amp
	21008	Tip 1.07 - .042 - 40 amp
	20861	Tip 1.17 - .046 - 50 amp


A53 & S54 Consumables



ITEM	PART NO.	DESCRIPTION
1	PR0105	Electrode, Hafnium
2	PR0106	Extended Electrode,Hafnium
3	PE0106	Swirl Ring
4	PD0102-10	Tip - 1.0mm

ITEM	PART NO.	DESCRIPTION
5	PD0103-09	Extended Tip - 0.9mm
	PD0103-10	Extended Tip - 1.0mm
6	PC0105	Nozzle Retaining Cap - A53
7	PC0115	Nozzle Retaining Cap - S54
8	CV0033	Crown Spacer
9	CV0028	Spacer Spring

A60 Consumables



ITEM	PART NO.	DESCRIPTION
1	PR0107	Electrode, Hafnium
2	PR0108	Extended Electrode,Hafnium
3	PE0107	Swirl Ring
4	PD0105-10	Tip - 1.0mm
	PD0105-11	Tip - 1.1mm

ITEM	PART NO.	DESCRIPTION
5	PD0106-09	Extended Tip - 0.9mm
	PD0106-12	Extended Tip - 1.2mm
6	PC0105	Nozzle Retaining Cap
7	CV0033	Crown Spacer
8	CV0028	Spacer Spring


Compatible Thermal Dynamics PCH-20 Consumables



ITEM	PART NO.	DESCRIPTION
1	8-3233	Gas Distributor
2	9-6006	Electrode

ITEM	PART NO.	DESCRIPTION
3	8-3218	Tip
4	8-3214	Shield Cup

Compatible Thermal Dynamics PCH/M-35 Consumables



ITEM	PART NO.	DESCRIPTION
1	9-6007	Gas Distributor
2	9-6507	Gas Distributor - Long Life
3	9-6006	Electrode, hafnium
4	9-6506	Electrode - Long Life
5	9-6500	Tip - Stand Off - Long Life
6	9-6501	Tip - Drag - Long Life


ITEM	PART NO.	DESCRIPTION
7	9-6000	Tip - 35amp Air, 0.8
	9-6002	Tip - Gouging
8	9-6001	Tip - Drag Cut Air
9	9-6003	Shield Cup, Standard
10	9-6503	Shield Cup - Maximum Life
11	9-6004	Shield Cup - Crown

Compatible Thermal Dynamics PCH/M-40 Consumables




ITEM	PART NO.	DESCRIPTION
1	9-6507	Gas Distributor
2	9-6506	Electrode, hafnium
3	9-6501	Tip - Drag
4	9-6500	Tip - Stand Off
	9-6502	Tip - Gouging
5	9-6003	Shield Cup
6	9-6004	Shield Cup - Crown

ITEM	PART NO.	DESCRIPTION
1	9-6507	Gas Distributor
2	9-6506	Electrode, hafnium
3	9-6501	Tip - Drag
4	9-6500	Tip - Stand Off
	9-6502	Tip - Gouging
5	9-6003	Shield Cup
6	9-6004	Shield Cup - Crown

Compatible Thermal Dynamics PCH-51 Consumables


ITEM	PART NO.	DESCRIPTION
1	9-5633	Electrode
	9-5720	Electrode - 4Xi Only
2	9-5630	Shield Cup - Ceramic
3	8-2159	Shield Cup - Phenolic
4	8-5526	Shield Cup - Crown Ceramic


ITEM	PART NO.	DESCRIPTION
5	9-5779	Shield Cup - Crown Copper
6	9-5718	Tip - 10-40 amp
	9-5631	Tip - 10-60 amp
	8-3321	Tip - 65 amp
	9-5724	Tip - Gouging

Compatible Thermal Dynamics PCH-52 Consumables


ITEM	PART NO.	DESCRIPTION
1	8-3331	Electrode Air - Long Life
	9-5619	Electrode Air - Plated Long Life
2	9-5702	Tip - 35 amp
	9-5618	Tip - 45-55 amp
	9-5707	Tip - 60-70 amp
	9-5782	Tip - 80 amp
	9-5708	Tip - 105 amp
3	9-5694	Shield Cup - Crown Ceramic

ITEM	PART NO.	DESCRIPTION
4	9-5781	Shield Cup - Phenolic
5	9-5617	Shield Cup - Ceramic
6	8-5129	Tip - Gouging
	9-5709	Tip - Gouging 70 amp - ø1.99
	9-5710	Tip - Gouging 105 amp - ø2.36
	9-5713	Tip - Gouging 105 amp - ø2.87
7	9-5780	Shield Cup - Crown Copper
8	9-5799	Shield Cup - Copper

Compatible ESAB / L-TEC PT17 Consumables



ITEM	PART NO.	DESCRIPTION
1	19918	Electrode
2	19124	Heat Shield
3	19122	Heat Shield Drag

ITEM	PART NO.	DESCRIPTION
4	19914	Tip 0.93 - 037
	19915	Tip 1.16 - 046
	19916	Tip 1.32 - 052
	19917	Tip 1.44 - 057
	20056	Tip 1.70 - 067

Compatible ESAB / L-TEC PT19XL Consumables



ITEM	PART NO.	DESCRIPTION
1	34086	Electrode
2	22028	Nozzle Base 100-200 amp
3	21822	Tip - 250 amp

ITEM	PART NO.	DESCRIPTION
4	22029	Tip - 100 amp
	22030	Tip - 150 amp
	22031	Tip - 200 amp

Compatible ESAB / L-TEC PT24 / PT20 Consumables



PT24

ITEM	PART NO.	DESCRIPTION
1	21539	Electrode - 15-100 amp
2	20620.41	O - Ring
3	21852	Swirl Ring 15 amp - 2 holes
	21536	Swirl Ring 30 amp - 3 holes
	21692	Swirl Ring 50-100 amp - 4 holes
4	21541	Nozzle - 30 amp 'B'
	21542	Nozzle - 50 amp 'C'
	21543	Nozzle - 70 amp 'D'
	21923	Nozzle - 100 amp 'E'



PT20

ITEM	PART NO.	DESCRIPTION
1	21150	Electrode, hafnium
2	21330	Tip 1.0 - .039 - 50 amp
	21329	Tip 1.3 - .051 - 70 amp
	21328	Tip 1.5 - .059 - 100 amp

Compatible ESAB / L-TEC PT23 & PT27 Consumables



ITEM	PART NO.	DESCRIPTION
1	33366	Electrode,hafnium
2	33367	Swirl Baffle
3	21616	Shield Cup - PT27
4	21420	Double Pointed Spacer

ITEM	PART NO.	DESCRIPTION
5	33368	Tip 0.93 - 037 - 30 amp
	33369	Tip 1.16 - 046 - 50 amp
	33418	Tip 1.32 - 052 - 80 amp

Compatible SAF CP40R & CP100R Consumables



ITEM	PART NO.	DESCRIPTION
1	0408-2404	Electrode - Hafnium
	0408-2051	Electrode - Zirconium
2	0408-2261	Cutting Tip - 1.0mm
	0408-2262	Cutting Tip - 1.2mm
	0408-2385	Cutting Tip - 1.6mm

ITEM	PART NO.	DESCRIPTION
3	0408-2267	Protective Nozzle Guide - TN
4	0408-2405	Ceramic Assembly c/w Boss
5	0408-2268	Ceramic Guide - TI
6	0408-2053	Guide Spring

Compatible Miller ICE-25C Consumables



ITEM	PART NO.	DESCRIPTION
1	176-655	Electrode - Hafnium
2	176-657	Swirl Ring

ITEM	PART NO.	DESCRIPTION
3	176-656	Tip 0.75 - .030
4	176-658	Nozzle Retaining Cap

Compatible Miller ICE-27C Consumables



ITEM	PART NO.	DESCRIPTION
1	176-655	Electrode
2	202-809	Swirl Ring

ITEM	PART NO.	DESCRIPTION
3	176-656	Tip 0.75 - .030
4	202-808	Nozzle Retaining Cap

Compatible Miller ICE-50C Consumables

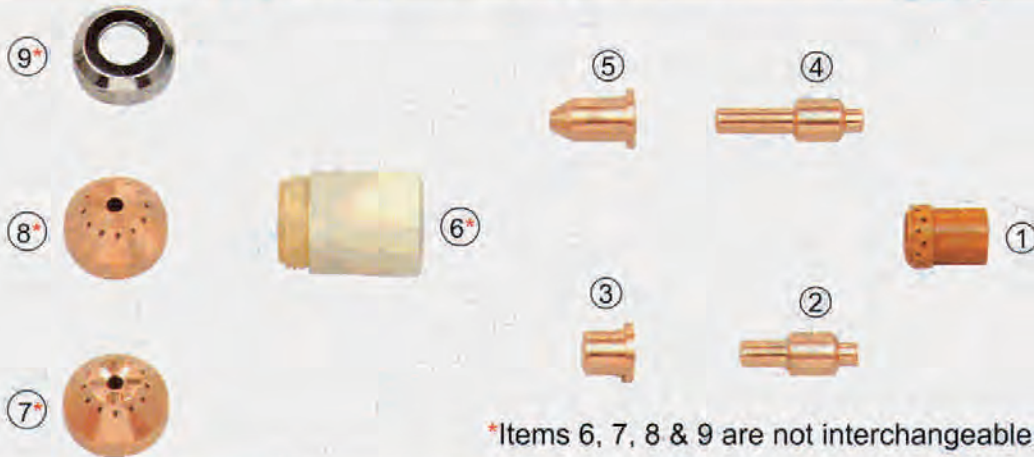


*Items 6, 7, 8 & 9 are not interchangeable with OEM

ITEM	PART NO.	DESCRIPTION
1	177-886	Swirl Ring
2	177-875	Electrode, hafnium
3	177-890	Tip - Standard
4	180-340	Extended Electrode, hafnium
5	177-876	Extended Tip

ITEM	PART NO.	DESCRIPTION
6	177-877	Retaining Cap
7	177-887	Shield Drag - Hand Torch
8	180-341	Shield - Machine Torch
9	177-888	Deflector
10		Nozzle Retaining Cap

Compatible Miller ICE-55C Consumables




*Items 6, 7, 8 & 9 are not interchangeable with OEM

ITEM	PART NO.	DESCRIPTION
1	192-049	Swirl Ring
2	192-047	Electrode, hafnium
3	192-051	Tip - Standard
4	192-048	Extended Electrode, hafnium

ITEM	PART NO.	DESCRIPTION
5	192-056	Extended Tip - 55 amp
	192-052	Extended Tip - 35 amp
6	192-050	Retaining Cap
7	192-053	Shield - Drag - Hand Torch
	177-887	Shield - Drag - Hand Torch
8	180-341	Shield - Machine Torch
9	177-888	Deflector

Compatible Miller APT3000, 5000, 7000 & 8000 Consumables



ITEM	PART NO.	DESCRIPTION
1	125-069	Electrode - APT3000, hafnium
2	125-070	Tip - APT3000
3	123-899	Electrode - APT5000/7000, hafnium
4	123-898	Tip 1.0 - 50 amp - APT5000/7000
	134-338	Tip 1.2 - 70 amp - APT5000/7000
5	123-897	Shield Cup - APT5000 Only
6	125-039	Electrode - APT8000, hafnium
7	125-038	Tip - APT8000
8	125-040	Shield Cup - APT8000

Compatible Parts For OTC



ITEM	PART NO.	DESCRIPTION
1.	HR H669G06	Nozzle 1.0mm 50A
	HR H669G05	Nozzle 1.2mm 70A
2.	HR H669G11	Electrode

Compatible Parts For OTC



ITEM	PART NO.	DESCRIPTION
1.	HR H839K03	Nozzle 0.8mm 30A
	HR H839K02	Nozzle 1.0mm 50A
2.	HR H839K01	Nozzle 1.3mm 80A
3.	HR H839G03	Nozzle 1.6mm 120A
4.	HR H839M00	Electrode

Compatible Parts For SAF



ITEM	PART NO.	DESCRIPTION
1.	HRT4051090	Nozzle 1.0mm
2.	HRT4051090 Electrode	Nozzle 1.2mm

SG53




ITEM	PART NO.	DESCRIPTION
1.	HR810034	Nozzle 40A
2.	HR810035	Nozzle 50A
3.	HR810036	Nozzle 60A
4.	HR810022	Electrode

Compatible Parts For CEBORA



ITEM	PART NO.	DESCRIPTION
1.	HR 1843	Nozzle 1.3mm 40-90A
	HR 1844	Nozzle 1.6mm 80-120A
2.	HR 1367	Electrode

Compatible Parts For ESAB



ITEM	PART NO.	DESCRIPTION
1.	HR 33368	Nozzle 30A
	HR 33369	Nozzle 50-70A
2.	HR 33366	Electrode
3.	HR 33418	Gouging Nozzle 80A
4.	HR 33366XL	Electrode

SG55



ITEM	PART NO.	DESCRIPTION
1.	HR 5503	Nozzle
2.	HR 5503	Electrode

PT60



ITEM	PART NO.	DESCRIPTION
1.	HRVB 0668-09	Nozzle
2.	HRVB 0668-10	Nozzle
3.	HRVB 0668-11	Nozzle
4.	HRVB 0048	Electrode

Compatible Parts For BINZEL



ITEM	PART NO.	DESCRIPTION
1.	HR 742.0083	Nozzle 1.0mm 30-40A
	HR 742.0105	Nozzle 1.2mm 40-50A
2.	HR 742.0016	Electrode

Compatible Parts For BINZEL



ITEM	PART NO.	DESCRIPTION
1.	HR 743.0122	Nozzle 1.0mm 30-40A
	HR 743.0142	Nozzle 1.3mm 50-60A
	HR 743.0132	Nozzle 1.5mm 70-80A
	HR 743.0209	Nozzle 1.8mm 90-100A
	HR 743.0355	Nozzle 2.0mm >100A
2.	HR 743.0441	Electrode
3.	HR 743.0067	Electrode

Compatible Parts For BINZEL



ITEM	PART NO.	DESCRIPTION
1.	HR 745.D018	Nozzle 1.0mm 30-50A
	HR 745.D010	Nozzle 1.2mm 40-70A
	HR 745.D017	Nozzle 1.4mm 70-90A
	HR 745.D065	Nozzle 1.6mm 90-110A
	HR 745.D008	Electrode

Compatible Parts For BINZEL



ITEM	PART NO.	DESCRIPTION	
1.	HR 758.0035	Nozzle 1.2mm 40-70A	
	HR 758.0036	Nozzle 1.4mm 70-90A	
	HR 758.0037	Nozzle 1.6mm 90-120A	
	HR 758.0038	Nozzle 1.8mm 120-160A	
	HR 758.0039	Nozzle 2.0mm 160-200A	
	2.	HR 758.0030	Electrode
	3.	HR 758.0040	Nozzle 1.2mm 40-70A Special
		HR 758.0041	Nozzle 1.4mm 70-90A Special
		HR 758.0042	Nozzle 1.2mm 90-120A Special
HR 758.0043		Nozzle 1.2mm 120-160A Special	
4.	HR 758.0044	Nozzle 1.2mm 160-200A Special	
	HR 758.0031	Electrode Special	

Compatible Parts For OTC



ITEM	PART NO.	DESCRIPTION
	HR 124561	Nozzle 0.8mm STD
	HR 124562	Nozzle 1.0mm STD
	HR 966809	Nozzle 1.2mm STD
	HR 237497	Nozzle 1.4mm HP
	HR 237497-S	Nozzle 1.4mm HP(Tapered)
	HR 237501	Nozzle 1.7mm HP
	HR 237503	Nozzle 2.0mm HP
	HR 126933	Nozzle 2.3mm HP
	HR 942742	Nozzle 2.7mm HP
	HR 237504-S	Nozzle 3.0mm HP

Compatible Parts For OTC



ITEM	PART NO.	DESCRIPTION
1.	HR W1626	Nozzle(Short) 1.0mm
	HR W1627	Nozzle(Short) 1.2mm
	HR W1628	Nozzle(Short) 1.5mm
	HR W1661	Nozzle(Short) 1.7mm
	HR W1629	Nozzle(Short) 2.0mm
	HR W1630	Nozzle(Short) 2.5mm
	HR W1664	Nozzle(Short) 3.0mm
	HR W1665	Nozzle(Short) 3.5mm
	HR W1666	Nozzle(Short) 4.0mm
2.	HR W270	Nozzle(8-Holes) 1.3mm

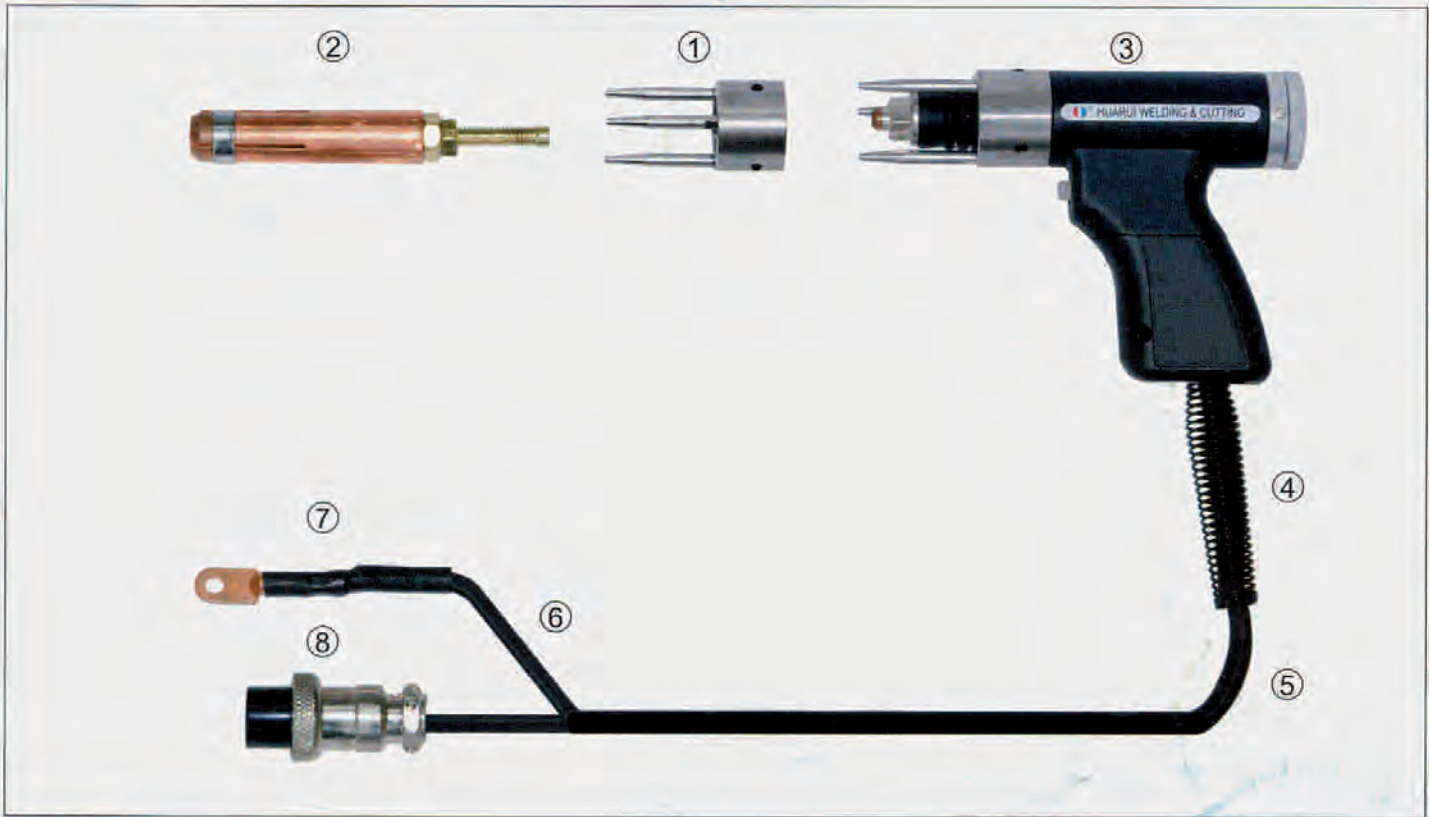
Compatible Parts For SAF



ITEM	PART NO.	DESCRIPTION
1.	HR 46603350508	Nozzle 0.8mm
	HR 46603350511	Nozzle 1.0mm
	HR 46603350512	Nozzle 1.2mm
	HR 46603350515	Nozzle 1.5mm
	HR 46603350517	Nozzle 1.7mm
	HR 46603350520	Nozzle 2.0mm
	HR 46603350522	Nozzle 2.2mm
	HR 46603350525	Nozzle 2.5mm
2.	HR 46603350508T	Nozzle 0.8mm Tapered
	HR 46603350511T	Nozzle 1.0mm Tapered
	HR 46603350512T	Nozzle 1.2mm Tapered
	HR 46603350515T	Nozzle 1.5mm Tapered
	HR 46603350517T	Nozzle 1.7mm Tapered
	HR 46603350520T	Nozzle 2.0mm Tapered
	HR 46603350525T	Nozzle 2.5mm Tapered



ITEM	PART NO.	DESCRIPTION
	HR 3-01910	HK10 Nozzle 1.0mm
	HR 3-01911	HK12 Nozzle 1.2mm
	HR 3-01912	HK15 Nozzle 1.5mm
	HR 3-01913	HK17 Nozzle 1.7mm
	HR 3-01914	HK20 Nozzle 2.0mm
	HR 3-03854	HK25 Nozzle 2.5mm
	HR 3-06112	HK30 Nozzle 3.0mm


ITEM

PART NO.	DESCRIPTION
	3m
HRLZH-01	HRLZH-01-30

CONSUMABLES

NO.	PART NO.	DESCRIPTION
1.	HRLZH01-01	3 Point Spacer
2.	HRLZH01-21	Chuck M3
	HRLZH01-21	Chuck M4
	HRLZH01-22	Chuck M5
	HRLZH01-23	Chuck M6
	HRLZH01-24	Chuck M8
	HRLZH01-25	Chuck M10

NO.	PART NO.	DESCRIPTION
3.	HRLZH01-03	Stud Welding Torch Head
4.	HRLZH01-04	Support Spring
5.		Cable Cover
6.	HRLZH01-05	Power Cable 16'2 , 3M
7.	16-10	Terminal
7a.	10-25	Plug, Mail
8.	HR-20501	Plug, 2-pin